

**2<sup>nd</sup> Half Yearly Monitoring Report of 2010-11 of  
NABAKRUSHNA CHOUDHURY CENTRE FOR  
DEVELOPMENT STUDIES, BHUBANESWAR,  
ODISHA (Monitoring Institution)**

**On**

***Mid-Day Meal Scheme for the State of ODISHA***

**(for the period of 1<sup>st</sup> April 2011 to 30<sup>st</sup> September 2011)**

**DISTRICTS COVERED**

- 1. KANDHAMAL**
- 2. BOUDH**
- 3. KEONJHAR**
- 4. MAYURBHANJ**

*Study sponsored by*

**Department of Elementary Education and Literacy,  
Ministry of Human Resource Development Government of  
India**

*Report prepared by*

***Dr. Prasanta Kumar Acharya***

**Nodal Officer for Monitoring MDM Scheme, Odisha**



**September- 2011**

## ACKNOWLEDGEMENT

This report has been prepared for the State of Odisha revealing the progress of the Mid-Day Meal (MDM) programme during 2011-12. The facts depicting the operation of the MDM programme have been examined and analyzed especially pertaining to the implementation of MDM at school level during the period from 27-6-11 to 17-8-11. The data used in this report have been gathered from the sample respondents like teachers, Head Teachers, SHG members, community leaders, students etc. from the sample schools of Kandhamal, Boudh, Keonjhar and Mayurbhanj Districts.

We express our thanks to all our sample respondents, who have extended their cooperation to us during monitoring work without any hesitation.

Our Director, Shri Anirudha Rout has extended necessary cooperation in completing this study in time. We are therefore extremely grateful to him.

We express our deep sense of gratitude to the Ministry of Human Resource Development for providing grant and guidelines to undertake the monitoring activities in Odisha State,

We express our thankfulness to Shri Tarun Gupta, Senior Consultant (Monitoring) SSA, Technical Support Group (TSG), EDCIL, New Delhi who has consistently supported the entire team to write the report as per the prescribed half yearly monitoring format.

We also express our sincere thanks to Shri S. Rath, Administrative Officer, Shri D. Sahoo, PA to Director and other official staff, namely Shri P. K. Mohanty, Shri P. K. Mishra, Shri S. Sahoo and Mrs. A. P. Panda for their kind cooperation in completing the work in time.

We are also thankful to Mrs. Rasmita Sahoo, the Computer Operator, for taking the pain and pleasure of typing the entire report in computer.

We hope that the findings of this report will be useful to various people concerned with funding, planning, implementation and research of the MDM programme.

*Dr. P. K. Acharya*

# Contents

<b>Sl. No.</b>	<b>Title</b>	<b>Page Number</b>
<b>1.</b>	<b>Acknowledgement</b>	ii
<b>2.</b>	<b>General Information</b>	iv
<b>3.</b>	<b>Executive Summary of all the District Reports of MDM</b>	v
<b>4.</b>	<b>Photos</b>	ix
<b>5.</b>	<b>List of Abbreviations</b>	xi
<b>6.</b>	<b>Chapter -- 1</b> Report for District – 1 (Kandhamal)	1
<b>7.</b>	<b>Chapter – 2</b> Report for District – 2 (Boudh)	35
<b>8.</b>	<b>Chapter – 3</b> Report for District – 3 (Keonjhar)	69
<b>9.</b>	<b>Chapter – 4</b> Report for District – 4 (Mayurbhanj)	103
<b>10.</b>	<b>Chapter – 5</b> Major Issues and Policy Recommendations	137
<b>11.</b>	<b>Chapter – 6</b> Comments given by SPO	143

## 1. General Information

Sl. No.	Information	Details
1	Period of the report	<b>1-4-11 to 30-9-11</b>
2	No. of Districts allotted	04
3	Districts' name	Kandhamal, Boudh, Keonjhar, Mayurbhanj
4	Month of visit to the Districts / Schools (Information is to be given district wise i.e. District 1, District 2, District 3 etc)	Dist. 1 (Kandhamal):27-6-11 to 5-7-11 Dist. 2 (Boudh): 7-7-11 to 16-7-11 Dist. 3 (Keonjhar): 25-7-11 to 05-8-11 Dist. 4 (Mayurbhanj):8-8-11 to 17-8-11
5	Total number of elementary schools (primary and upper primary to be counted separately) under SSA in the Districts Covered by MI (Information is to be given district wise i.e. District 1, District 2, District 3 etc.)	Dist. 1 (Kandhamal): 2075 Dist. 2 (Boudh): 771 Dist. 3 (Keonjhar): 2840 Dist. 4 (Mayurbhanj): 4988
6	Number of elementary schools monitored (primary and upper primary to be counted separately) Information is to be given for district wise i.e District 1, District 2, District 3 etc)	Dist. 1 (Kandhamal): 40 Dist. 2 (Boudh): 40 Dist. 3 (Keonjhar): 40 Dist. 4 (Mayurbhanj): 40
7	Number of schools visited by Nodal Officer of the Monitoring Institute	Dist. 1 (Kandhamal): 16 Dist. 2 (Boudh): 15 Dist. 3 (Keonjhar): 15 Dist. 4 (Mayurbhanj):15
8.	Whether the draft report has been shared with the SPO : YES / NO	Yes on 13-10-2011
9..	After submission of the draft report to the SPO whether the MI has received any comments from the SPO: YES / NO	Yes
10.	Before sending the reports to the GOI whether the MI has shared the report with SPO: YES / NO	Yes

## **Executive Summary of all the District Reports of MDM**

### **1. Kandhamal District:**

- ❖ Hot Cooked meal is served in all sample schools. During 1-4-11 to 30-6-11, only in 03 schools MDM service has been interrupted for a few days.
- ❖ Out of every hundred enrolled children only 55 children are taking MDM because 32 are not coming to school and 13 go home to take home-made food.
- ❖ Food-grains are received regularly by all most all of the schools but some have got 2 to 6 kg less supply of rice per 50 kg. bag.
- ❖ Most of the schools have received 01 month's extra food-grains but only 60 per cent of the schools have received the food-grains at school point. Food-grain quality has been good in all cases.
- ❖ Cooking cost has been received regularly in advance in 32 schools.
- ❖ Social equity is seen everywhere relating to cooking, serving and seat arrangement for MDM except Alami PUPS where gender discrimination in seat arrangement is seen.
- ❖ Weekly menu is displayed in 24 schools and 36 schools serve variety of food items as per the prescribed menu.
- ❖ Children are happy with both quality and quantity of food items in most of the schools.
- ❖ Healthcare and supplementary nutrient facilities are very rare.
- ❖ Cooks and Helpers do not get remuneration of Rs.1000/- per month. In majority of schools, they belong to weaker sections.
- ❖ Pucca kitchen-cum-store has been constructed in many schools but are used either for both cooking and storing purpose in a few schools. No school cooks in open place / school verandah.
- ❖ All schools have potable drinking water facility. Majority of the schools have adequate cooking utensils but none has storing utensils.
- ❖ In most of the schools, children wash hands and utensils before and after eating. They also partake meals in an orderly manner.
- ❖ Parents / SMCs / PRI supervise MDM occasionally but a roster for MDM supervision is not maintained.
- ❖ Community in many schools has expressed satisfaction over the quantity of MDM served and has felt that MDM contributes to raise child attendance and general health.
- ❖ Inspection visits of MDM officials is very rare.

## **2. Boudh District:**

- ❖ Hot Cooked meal is served in all sample schools. During 11-4-11 to 30-6-11, only in 15 schools MDM service has been interrupted for a few days.
- ❖ Out of every hundred enrolled children only 67 children are taking MDM because 22 are not coming to school and 11 go home to take home-made food.
- ❖ Food-grains are received regularly by most of the schools but some have got 2 to 06 kg less supply of rice per 50 kg. bag.
- ❖ Nearly half of the schools have received 01 month's extra food-grains but most of the schools have received the food-grains at school point. Food-grain quality has been good in almost all cases.
- ❖ Cooking cost has been received regularly in advance in 13 schools.
- ❖ Social equity is seen everywhere relating to cooking, serving and seat arrangement for MDM, except Amthapada PUPS where caste discrimination is seen in seat arrangement.
- ❖ Weekly menu is displayed in 16 schools. Almost all schools serve variety of food items every day.
- ❖ Children are happy with both quality and quantity of food items in almost all schools.
- ❖ Healthcare and supplementary nutrient facilities are very rare.
- ❖ Cooks and Helpers do not get remuneration regularly in most of the schools every month. In most of the schools, they belong to weaker sections.
- ❖ Pucca kitchen-cum-store has been constructed in about half of the schools but most of them are not used either for cooking or for storing purpose only. Some schools cook in school verandah and store in classroom.
- ❖ Almost all schools have potable drinking water facility. Majority of the schools have adequate cooking utensils but none has storing utensils.
- ❖ In almost all schools, children wash hands and utensils before and after eating. They also partake meals in an orderly manner in all schools.
- ❖ Parents / SMCs / PRI supervise MDM occasionally but a roster for MDM supervision is not maintained.
- ❖ Community in many schools has expressed satisfaction over the quantity of MDM served and has felt that MDM contributes to raise child attendance and general health.
- ❖ Inspection visits of MDM officials is very rare.

### **3. Keonjhar District:**

- ❖ Hot Cooked meal is served in all sample schools. During 1-4-11 to 30-6-11, only in 08 schools MDM service has been interrupted for a few days.
- ❖ Out of every hundred enrolled children, 72 children are taking MDM because 27 are not coming to school and 03 go home to take home-made food.
- ❖ Food-grains are received regularly by majority of the schools but some have got 1 to 05 kg less supply of rice per 50 kg. bag.
- ❖ Many schools have received 01 month's extra food-grains and almost all of the schools have received the food-grains at school point. Food-grain quality has been good in almost all schools.
- ❖ Cooking cost has never been received in advance regularly. It takes 1 months to 3 months time to get it.
- ❖ Social equity is seen everywhere relating to cooking, serving and seat arrangement for MDM.
- ❖ Weekly menu is displayed in 18 schools. Different food items are served everyday in all schools.
- ❖ Children are happy with both quality and quantity of food items in almost all schools.
- ❖ Healthcare and supplementary nutrient facilities are very rare.
- ❖ Cooks and Helpers do not get remuneration of Rs.1000/- per month. In almost all schools, they belong to weaker sections.
- ❖ Pucca kitchen-cum-store has been constructed in 75% of the schools but are not used either for cooking or for storing purpose in most of these schools. Some schools cook in open place / school verandah and store in classroom.
- ❖ Most of the schools have potable drinking water facility. Half of the schools have adequate cooking utensils but none has storing utensils.
- ❖ In most of the schools, children wash hands and utensils before and after eating. They also partake meals in an orderly manner in all schools.
- ❖ Parents / SMCs/ PRI supervise MDM occasionally but a roster for MDM supervision is not maintained.
- ❖ Community in many schools has expressed satisfaction over the quantity of MDM served and has felt that MDM contributes to raise child attendance and general health.
- ❖ Inspection visits of MDM officials is very rare.

#### **4. Mayurbhanj District:**

- ❖ Hot Cooked meal is served in all sample schools. During 1-4-11 to MI's visit day, only in 13 schools MDM service has been interrupted for a few days.
- ❖ Out of every hundred enrolled children only 54 children are taking MDM because 38 are not coming to school and 08 go home to take home-made food.
- ❖ Food-grains are received regularly by most of the schools but some have got 1 to 09 kg less supply of rice per 50 kg. bag.
- ❖ Majority of the schools have received 01 month's extra food-grains but most of the schools have received the food-grains at school point. Food-grain quality has been good in all cases.
- ❖ Cooking cost has never been received in advance regularly in any school. It takes even 01 month to 03 months time to get it.
- ❖ Social equity is seen in almost all schools relating to cooking, serving and seat arrangement for MDM.
- ❖ Weekly menu is displayed in most of the schools. Different food items are served everyday in all schools.
- ❖ Children are happy with both quality and quantity of food items in most of the schools.
- ❖ Healthcare and supplementary nutrient facilities are very rare.
- ❖ Cooks and Helpers do not get remuneration regularly in most of the schools every month. In most of schools, they belong to weaker sections.
- ❖ Pucca kitchen-cum-store has been constructed in about 60 per cent of the schools but are not used either for cooking or for storing purpose in most of them. Some schools cook in school verandah and store in classroom.
- ❖ Almost all schools have potable drinking water facility. About half of the schools have adequate cooking utensils but none has storing utensils.
- ❖ In most of the schools, children wash hands and utensils before and after eating and also partake meals in an orderly manner.
- ❖ Parents / SMCs / PRI supervise MDM occasionally but a roster for MDM supervision is not maintained.
- ❖ Community in many schools has expressed satisfaction over the quantity of MDM served and has felt that MDM contributes to raise child attendance and general health.
- ❖ Inspection visits of MDM officials is very rare.



## **LIST OF ABBREVIATIONS**

1	<b>AIE</b>	=	Alternative and Innovative Education
2	<b>BLS</b>	=	Building less School
3	<b>BRC</b>	=	Block Resource Centre
4	<b>BRCC</b>	=	Block Resource Centre Coordinator
5	<b>CRC</b>	=	Cluster Resource Centre
6	<b>CRCC</b>	=	Cluster Resource Centre Coordinator
7	<b>DI</b>	=	District Inspector
8	<b>DIET</b>	=	District Institute for Educational Training
9	<b>DISE</b>	=	District Information System for Education
10	<b>DLS</b>	=	Dilapidated School
11	<b>DPC</b>	=	District Project Office
12	<b>DPO</b>	=	District Project Office
13	<b>DRG</b>	=	District Resource Group
14	<b>ECCE</b>	=	Early Childhood Care and Education
15	<b>EGS</b>	=	Education Guarantee Scheme
16	<b>MCS</b>	=	Model Cluster School
17	<b>MI</b>	=	Monitoring Institution
18	<b>NCDS</b>	=	Nabakrushna Choudhury Centre for Development Studies
19	<b>NPS</b>	=	New Primary School
20	<b>NUEPA</b>	=	National University of Educational Planning and Administration
21	<b>NUPS</b>	=	New / Nodal Upper Primary School
22	<b>PAB</b>	=	Project Approval Board
23	<b>PMIASE</b>	=	P.M Institute of Advanced Study in Education
24	<b>RD</b>	=	Rural Development
25	<b>RP</b>	=	Resource Person
26	<b>SCERT</b>	=	State Council for Educational Research and Training
27	<b>SSA</b>	=	Sarva Shiksha Abhiyan
28	<b>SS</b>	=	Shiksha Sahayak
29	<b>TC</b>	=	Technical Consultant
30	<b>TLE</b>	=	Teaching Learning Equipment
31	<b>TLM</b>	=	Teaching Learning Materials
32	<b>UC</b>	=	Utilization Certificate
33	<b>VEC</b>	=	Village Education Committee
34	<b>NPEGEL</b>	=	National Programme of Education for Girls at Elementary Level

# **KANDHAMAL DISTRICT**

## **Introduction:**

Kandhamal District is located in the central region of ODISHA State. It has 2075 number of schools covered under SSA. The District office concerned with MDM scheme is located at Phulbani town. In order to implement MDM activities, District as well as Block level officials have been engaged. Besides, the teachers, SMC members and PRI members are also allowed to supervise the MDM scheme at school level. As per the MDM guidelines, rice is provided to the SHG/SMC who prepares and provides MDM purchasing dal, egg, mealmakers, vegetables and fuel. Each school is to get the cooking cost in advance every month and produce the expenditure statement along with vouchers to the Block office every month for release of the expenditure amount.

## **Procedure and criteria adopted for selection of sample schools:**

As per the MoU and ToR, 40 schools have been identified in discussion with the DPO staffs of Sarva Shiksha Abhiyan of the District on 27-6-11 for monitoring of MDM activities at school level. The guidelines mentioned in the ToR have been followed for school selection. The 40 schools include 8 urban schools and 32 rural schools. The school wise details of criteria basing upon which the sample schools have been identified have been reflected in the DPO's **letter no. 5526 dtd. 27-6-2011** placed at page 16. Out of the 40 sample schools, **16** are primary schools (PS) and the rest upper primary schools (UPS). Each of the 40 sample schools has been visited by 01 of the members of the monitoring team who has spent 01 full day at the school to collect the MDM related data as per the format prescribed by the MHRD, GoI. The Nodal Officer has also visited one-third of the 40 sample schools as per the ToR. The data have been obtained by interacting with children, teachers, cook, helper, SHG/ SMC/ NGO providing MDM at school point and by observing the process of MDM preparation, storage and distribution. The data then have been cross-checked, cleaned and tabulated for analysis in respect of different aspects of the MDM scheme.

# Mid-Day Meal Scheme:

(i)	Name of the Monitoring Institution	NCDS
(ii)	Period of the report	1-04-2011 to 30-9-2011
(iii)	Name of the District	KANDHAMAL
(iv)	Date of visit to the Districts/Schools	27-6-11 to 5-7-11

1.	<p><b><u>REGULARITY IN SERVING MEAL:</u></b>  <b>Whether the school is serving hot cooked meal daily? If there was interruption, what was the extent and reasons for the same?</b></p>	<p><b>Students, Teachers &amp; Parents</b></p>																
	<p>The MI has visited 40 schools and has found that hot cooked meal is served in every school. In only 03 of these schools since 1-4-11 provision of MDM has been stopped for some days (for school wise details, see Table 1.1 at page18). In Dangulu PUPS, MDM has not been served since 17-6-11 because the villagers have locked the school on strike. In Colonsahi PUPS, MDM service was stopped for operation of class III &amp; V scholarship examination from 18-4-11 to 20-4-11. In Block colony PS, MDM service was stopped on 17-6-11 and 18-6-11 owing to lack of understanding of MDM rules by the SHG. In no school, MDM was stopped due to lack of rice supply,</p>																	
2.	<p><b><u>TRENDS:</u></b>  <b>Extent of variation (As per school records vis-à-vis Actuals on the day of visit)</b></p>	<p><b>School level registers, MDM Registers Head Teachers, Schools level MDM functionaries / Observation of the monitoring team.</b></p>																
	<table border="1"> <thead> <tr> <th>No.</th> <th>Details</th> <th>On the day of visit</th> </tr> </thead> <tbody> <tr> <td>i.</td> <td>Enrollment</td> <td>5543</td> </tr> <tr> <td>ii.</td> <td>No. of children opted for MDM</td> <td>5413</td> </tr> <tr> <td>iii.</td> <td>No. of children attending the school on the day of visit</td> <td>3742</td> </tr> <tr> <td>iv.</td> <td>No. of children availing MDM as per MDM Register</td> <td>3187</td> </tr> <tr> <td>v.</td> <td>No. of children actually availing MDM on the day of visit</td> <td>3047</td> </tr> </tbody> </table> <p>Many children do not get MDM because they do not come to schools. In some schools, some children who have come to schools also do not take MDM. They go to home to take home made food. In the 40 sample schools, 5543 children have been enrolled and for 5413 children rice is supplied. On the day of MI's visit, 3742 children (67.5%) have attended the school, but 3047 (55.0%) children have actually taken MDM (For school wise details, see Table 2.1 at page19 ). The main reasons for which children do not come to school need to be explored. The DPO should physically verify the actually enrolled children. Some of the enrolled children have been found, from the Students Attendance Register, to be either long absentees or not coming to school at all since 1-4-11. These may include fake-enrolled or children enrolled in more than one school. A detailed examination of the actually enrolled children, cluster or block-wise, may reduce the percentage of enrolled children not taking MDM because they do not come to school.</p>		No.	Details	On the day of visit	i.	Enrollment	5543	ii.	No. of children opted for MDM	5413	iii.	No. of children attending the school on the day of visit	3742	iv.	No. of children availing MDM as per MDM Register	3187	v.
No.	Details	On the day of visit																
i.	Enrollment	5543																
ii.	No. of children opted for MDM	5413																
iii.	No. of children attending the school on the day of visit	3742																
iv.	No. of children availing MDM as per MDM Register	3187																
v.	No. of children actually availing MDM on the day of visit	3047																

The change of diet policy from “same diets everyday” (Bhata and dalma) to “varied diets every day” has been appreciated by children but has not yielded results in narrowing down the percentage gap between the percentage of children attending school and the percentage of children actually availing MDM. The gap has been to 12.5 per cent. However, the gap between the percentage of children availed MDM as per the MDM register and the percentage of children actually availed MDM has become only 2.5 per cent and there is a valid reason behind it. In 21 (52.5%) out of the 40 sample schools (See table 2.1 at page 19 for schoolwise details), in prayer class (at 10 AM) the students are being asked by teachers/ Student Food Minister to raise hands for opting to take MDM on the day and accordingly the MDM food is cooked for only the willing students. Therefore, in these 21 schools, the number of children availed MDM as per the MDM register is same or slightly less than the actual number of children taken MDM. Consequently, no amount of cooked MDM item, has been found to be unconsumed / waste in these 21 schools.

In the other 19 schools, this process is not being practiced, MDM food items are cooked for all those children present in the school as per the attendance register. No body (SMC/SHG/teacher/school cabinet) asks the children whether for any reason any of them is not interested to take MDM on the day. It is presumed that every body is to consume MDM. Consequently, some of the children, although MDM has been cooked for them the school, have been noticed not to eat the MDM food items. The following are the reasons for which children come to school but do not take MDM.

- Children go to home to take food during recess.
- MDM food items are not tasty.
- Children have brought tiffin from home.
- Children have not brought eating utensil (plate) and the schools have no utenils to provide them.

<b>3.</b>	<p><b><u>REGULARITY IN DELIVERING FOOD GRAINS TO SCHOOL LEVEL:</u></b></p> <p><b>(i) Is school receiving food grain regularly? If there is delay in delivering food grains, what is the extent of delay and reasons for the same?</b></p>	<p><b>School level registers, MDM Registers, Head Teacher, School level MDM functionaries.</b></p>
<p>Out of the 40 sample schools, 39 schools have received rice regularly since 1-4-11. Information of 01 school is not available, (For school wise details, see Table 3.1 at page 20). Dal, vegetable, mealmaker and eggs are procured from local markets. There is no delay in supply of rice to all these schools, except one.</p>		

<p><b>(ii) Is buffer stock of one-month's requirement is maintained?</b></p>	<p><b>School level registers, MDM Registers, Head Teacher, School level MDM functionaries</b></p>
<p>There is a buffer stock of one month's requirement of rice in 35 out of the 40 sample schools (For school wise details see, Table 3.1).</p>	
<p><b>(iii) Is the quantity of food grains supplied as per the marked / indicated weight?</b></p>	
<p>In 32 out of the 40 sample schools, rice has been supplied less than the marked weight of the bag (i.e. 50kg). Rice has been received less up to 2 to 6 kg. per 50 kg. bag (for schoolwise details see Table 3.1) The Block/ District Officers have not taken appropriate measures to address this problem.</p>	
<p><b>(iv) Is the food grains delivered at the school?</b></p>	<p><b>School level registers, MDM Registers, Head Teacher, School level MDM functionaries</b></p>
<p>Rice is delivered at schools in 24 out of the 40 sample schools. In 16 schools, rice is delivered at SHG house (For school wise details, see Table 3.1).</p>	
<p><b>(v) Is the quality of food grain good?</b></p>	
<p>In all 40 sample schools, the rice received has been of good quality. (For school wise details, see Table 3.2 at page 21 ).</p>	
<p><b><u>REGULARITY IN DELIVERING COOKING COST TO SCHOOL LEVEL:</u></b> <b>(i) Is school receiving cooking cost in advance regularly? If there is delay in delivering cooking costm what is the extent of delay and reasons for it?</b></p>	<p><b>School level registers, MDM Registers, Head Teacher, School level MDM functionaries.</b></p>
<p><b>4.</b></p>	<p>32 out of the 40 sample schools have received the cooking cost in advance regularly. The extent of delay of receiving cooking cost for other 08 schools has ranged from 1 to 2 months. The main reasons of such delay have been: (1) delay by Block office to release the cooking cost, (2) MDM bank account has not been opened and (3) lack of allotment (See Table 4.1 at page 22 for school-wise details.)</p>
<p><b>(ii) In case of delay, how schools manage to ensure that there is no disruption in the feeding programme?</b></p>	<p><b>School level registers, MDM Registers, Head Teacher, School level MDM functionaries.</b></p>
<p>In case of delay, the SHGs have utilized their own fund and the HMs have utilized their own fund; (For school wise details, see Table 4.1 at page 22 ).</p>	
<p><b>(iii) Is cooking cost paid by Cash or through banking channel?</b></p>	<p><b>School level registers, MDM Registers, Head Teacher, School level MDM functionaries.</b></p>
<p>The cooking cost has been received only through bank (for school wise details, see Table 4.1).</p>	

5.	<p><b><u>SOCIAL EQUITY:</u></b>  <b>Did you observe any gender or caste or community discrimination in cooking or serving or seating arrangements?</b></p>	<p><b>Observations</b></p>
<p>In 39 out of the sample 40 schools, the MI has not noticed any discrimination in cooking, serving and sitting arrangement for MDM basing upon gender, caste or community (For school wise details, see Table 5.1 at page 23). In 01 school (Alami PUPS), gender discrimination in sitting arrangement of MDM has been observed.</p>		
6.	<p><b><u>VARIETY OF MENU:</u></b>  <b>(i) Has the school displayed its weekly menu, and is it able to adhere to the menu displayed?</b></p>	<p><b>Observations and discussion with children teachers, parents, VEC members, Gram Panchayat members and cooks.</b></p>
<p>24 out of the 40 sample schools have displayed their weekly menu at a visible place. This menu has been prepared by the State Government. However in all except 04 of the 40 sample schools the MDM is prepared everyday as per this weekly menu (for school wise details, see Table 6.1 at page 24)</p>		
7.	<p><b>(ii) Is there variety in the food served or is the same food served daily?</b></p>	<p><b>Observations and discussion with children teachers, parents, VEC members, Gram Panchayat members and cooks.</b></p>
<p>In 36 out of the 40 sample schools different food items are provided to children daily. The food items have been decided by the State Government keeping in view the nutritional requirement of the children. In 04 schools, same food items (bhata and dalma) are served daily.</p>		
<p><b>(iii) Does the daily menu include rice / wheat preparation, dal and vegetables?</b></p>		<p><b>Observations and discussion with children teachers, parents, VEC members, Gram Panchayat members and cooks.</b></p>
<p>In 36 out of the 40 sample schools, the daily menu includes rice and vegetables every day. Dal is part of daily menu in all of these schools for 02 days every week. Wheat is not given at all (For school wise details, see Table 6.1). In 04 schools, rice, dal and vegetables are served daily. Wheat is not served.</p>		
<p><b><u>QUALITY &amp; QUANTITY OF MEAL:</u></b>  <b>Feedback from children on</b>  <b>a) Quality of meal:</b></p>		<p><b>Observations of Investigation during MDM service</b></p>
<p>In 39 out of 40 sample schools, children have appreciated the quality of rice and in 39 schools children have appreciated the quality of curry and dal (For school wise details, see Table 7.1 at page 25).</p>		
<p><b>b) Quantity of meal:</b></p>		<p><b>Observations of Investigation during MDM service</b></p>

	<p>In 35 out of the 40 sample schools, children have appreciated the quantity of rice and in 35 schools, they have appreciated the quantity of dal and curry served to them (For school wise details, see Table 7.1)</p>	
	<p><b>c) {If children were not happy Please give reasons and suggestions to improve.}</b></p>	<p><b>Observations of Investigation during MDM service</b></p>
	<p>The children of 03 schools have expressed unhappiness over the quantity of rice and dal served to them (For school wise details, see Table 7.1).</p>	
8.	<p><b><u>SUPPLEMENTARY:</u></b> <b>(i) Is there school Health Card maintained for each child?</b></p>	<p><b>Teachers, Students, School Record</b></p>
	<p>In 14 out of the 40 sample schools, health card has been kept for the children (For school wise details, see Table 8.1 at page 26 ). However, the health cards do not contain any health related information.</p>	
	<p><b>(ii) No. of times health check up of children done since 1-4-2011.</b></p>	
	<p>Health check up of children has been done in 03 schools since 1-4-2011 and it has been done only once in these schools (for school wise details, see Table 8.1).</p>	
	<p><b>(iii) Whether children are given micronutrients (Iron, folic acid, vitamin – A dosage) and de-worming medicine periodically?</b></p>	<p><b>Teachers, Students, School Record</b></p>
	<p>In none of the 40 sample schools, iron tablets, Vitamin A tablets and de-worming tablets have been given periodically (for school wise details, see Table 8.1 at page 26 ). In 02 schools, these medicines have been given once since 1-4-11.</p>	
	<p><b>(iv) Who administers these medicines and at what frequency?</b></p>	<p><b>Teachers, Students, School Record</b></p>
	<p>The medicines have been provided by the State Government.</p>	
	<p><b>(v) No. of times these medicines have been given since 1-4-2011.</b></p>	
<p>The medicines have been given only once in 02 schools (See Table 8.1).</p>		
9.	<p><b><u>STATUS OF COOKS:</u></b> <b>(i) Who cooks and serves the meal? (Cook/helper appointed by the Department or Self Help Group, or NGO or Contractor)</b></p>	<p><b>Observations and discussion with children teachers, parents, VEC members, Gram Panchayat members and cooks.</b></p>
	<p>Out of the 40 sample schools, Cook and Helper have been engaged by SHG in 21 schools and in 19 schools by SMC (For school wise details, see Table 9.1 at page 27 ).</p>	
	<p><b>(ii) Is the number of Cooks and Helpers engaged as per Govt. of India norms?</b></p>	<p><b>Observations and discussion with children teachers, parents, VEC members, Gram Panchayat members and cooks.</b></p>

<p>As per the Government of India norms ( vide, Lr. F. No. 5-1 / 2010-MDM-2-1 Govt. of India, MHRD, Department of School and Mass Education and Literacy, MDM Division Dt:30-04-2010), 01 cook-cum-helper shall be engaged to a school up to 25 students. 02 cook-cum-helpers for schools having 26 to 100 students. And 01 additional cook-cum-helper.</p> <p>This norm is not followed in Orissa. On the other hand, irrespective of the student strength, a school has 01 cook and 01 helper (For school wise details, see Table 9.1 at page ____). However, out of the 40 sample schools, 32 schools have number of cook and helpers as per the GoI norm (For school wise details, see Table 9.1).</p>	
<p><b>( iii )What is remuneration paid to cooks/helpers?</b></p>	<p><b>Observations and discussion with children teachers, parents, VEC members, Gram Panchayat members and cooks.</b></p>
<p>The Cook is paid Rs.600/- per month and the Helper is paid Rs.400/- per month in all sample schools. (For school wise details, see Table 9.1). As per the State Govt's commitment in the 2011 PAB meeting, the Cook/Helper is to get Rs 1000/- per month but this has not been implemented so far.</p>	
<p><b>(iv) Are the remuneration paid to cooks/helpers regularly?</b></p>	<p><b>Observations and discussion with children teachers, parents, VEC members, Gram Panchayat members and cooks.</b></p>
<p>In only 35 out of the 40 sample schools the Cook and Helper have got their remuneration regularly. In other 05 schools, they have got their remunerations with a delay of 02 months (For school wise details, see Table 9.1). As per the current MDM rules of the State, the Cook and Helper are to get their remuneration every month regularly.</p>	
<p><b>(v) Social Composition of cooks /helpers? (SC/ST/OBE/Minority)</b></p>	<p><b>Observations and discussion with children teachers, parents, VEC members, Gram Panchayat members and cooks.</b></p>
<p>In 35 out of the sample 40 schools, the Cook belongs to SC/ ST/ OBC/ minority community. In 30 schools, the Helper belongs to SC/ST/OBC/minority community (For school wise details, see Table 9.1). Thus employment facility is given to the backward communities on priority.</p>	
<p><b>10. <u>INFRASTRUCTURE:</u></b>  <b>1) Is a pucca kitchen shed-cum-store:</b>  (a) Constructed and in use  (b) Constructed but not in use under  (c) Under construction  (d) Sanctioned, but constructed not started  (e) Not sanctioned  <b>Any other (specify)</b></p>	<p><b>School records, discussion with head teacher, teacher, VEC, Gram Panchayat members.</b></p>



	<p>Out of the 40 sample schools, pucca kitchen shed is not sanctioned for 05 schools. In 04 schools, the pucca kitchen shed-cum-store that has been constructed is in use for both cooking and storing. In 07 schools, it is constructed but is not used for cooking and in 20 schools it is constructed but not in use for storing. In 09 schools, it is under construction whereas in 01 school it is sanctioned but the construction work has not been started (For school wise details, see Table 10.1 at page 28). In 21 out of 25 schools, the pucca kitchen shed cum-store constructed with MDM grant of Rs 60,000/- is not used for cooking or storing or for both.</p>	
	<p><b>2. Construction grant received under which scheme?</b></p>	
	<p>All the schools who have got the sanction for constructing the kitchen-cum-store have got it under the MDM scheme (For school wise details, see Table 10.1).</p>	
	<p><b>3. Reason for not using the constructed kitchen-cum-store for cooking and storing</b></p>	
	<p>The constructed kitchen-cum-store is not used for cooking because kitchen has not been handed over to HM (01 school); kitchen lacks door/hearth (02 schools); kitchen is not inaugurated (01 school); or other reasons (02 schools). Further, the same is not used for storing because of space shortage (03 schools), fear of theft (03 schools), and other reasons (04 schools) (For school wise details, see Table 10.1).</p>	
11.	<p><b>In case the pucca kitchen shed is not available, where is the food being cooked and where are the food grains/other ingredients being stored.</b></p>	<p><b>Discussion with head teacher, teacher, VEC, Gram Panchayat members, Observation</b></p>
	<p>There are 22 out of the 40 sample schools where pucca kitchen is not used for cooking MDM. Out of these, in 01 school, MDM is cooked in a pucca house of school. In 21 schools, it is cooked in an asbestos / tin / tile roofed house.</p> <p>There are 35 schools where MDM is not stored in a pucca kitchen-cum-store. In 19 schools, food grains are stored in HM's room / classroom / store room of school/ hostel. Whereas in 16 schools, food grains are stored in SHG house (For school wise details, see Table 10.2 at page 29).</p>	
12.	<p><b>Whether potable water is available for cooking and drinking purpose?</b></p>	<p><b>Discussion with head teacher, teacher, VEC, Gram Panchayat members, Observation</b></p>
	<p>In all 40 sample schools, potable water is available for cooking and drinking purpose (For school wise details, see Table 10.2).</p>	
13.	<p><b>Whether utensils used for king food are adequate?</b></p>	<p><b>Teachers/Organizer of MDM Programme</b></p>
	<p>In 29 out of 40 sample schools, adequate utensils are available for cooking MDM (For school wise details, see Table 10.2)</p>	

14.	<b>What is the kind of fuel used? (Gas based/firewood etc.)</b>	<b>Observation</b>
	In all 40 sample schools, firewood is used as fuel. (For school wise details, see Table 10.2).	
15.	<b><u>SAFETY &amp; HYGIENE:</u></b> <b>i. General Impression of the environment, Safety and hygiene:</b>	<b>Observation</b>
	In 35 out of 40 sample schools, clean and safe environment exists (For school wise details, see Table 11.1 at page 30 ). Every day the school campus and classrooms are cleaned by the students.	
	<b>ii. Are children encouraged to wash hands before and after eating</b>	<b>observation</b>
	In 32 out of 40 sample schools, children are encouraged by the teachers to wash hands using soap and water both before and after eating MDM. (For school wise details, see Table 11.1).	
	<b>iii. Do the children partake meals in an orderly manner?</b>	<b>observation</b>
	In 34 out of the 40 sample schools children are seen to partake MDM in an orderly manner (Table 11.1).	
	<b>iv. Conservation of water?</b>	<b>Observation</b>
	In 38 out of the 40 sample schools, children are found to conserve water while washing hands and utensils (For school wise details, see Table 11.1).	
<b>v. Is the cooking process and storage of fuel safe, not posing any fire hazard?</b>	<b>observation</b>	
In 39 out of the 40 sample schools, cooking and storage places are found to be safe from any fire hazard (Table 11.1).		
16.	<b>COMMUNITY PARTICIPATION:</b> <b>1) Extent of participation by Parents/ VECs /Panchayats /Urban bodies in daily supervision, monitoring, participation</b>	<b>Discussion with head teacher, teacher, VEC, Gram Panchayat members</b>
	In 38 schools parents supervise and monitor the MDM. In all 40 sample schools SMC and in 36 schools PRI/ULB supervise and monitor MDM (For school wise details, see Table 12.1 at page 31 ). In some schools, they supervise every day whereas in other schools, they supervise occasionally.	
	<b>2) Any roster maintained by community for supervision of MDM?</b>	
	Roster is not maintained in all 40 sample schools (Table 12.1).	
	<b>3) (a) opinion of community on quantity of MDM per child at primary level</b>	
In none of 40 sample schools, the community has opined that the quantity of MDM per child at primary level is poor (For school wise details, see Table 12.2 at page 32 ).		

	<b>(b) Opinion of community on quantity of MDM per child at upper primary level.</b>	
	In none of the 40 sample schools, the community has opined that the quantity of MDM per child at upper primary level is poor (For school wise details, see Table 12.2 at page 32 ).	
	<b>(c) Overall impression of MDM programme.</b>	
	In none of the 40 schools, the overall impression of community on MDM is average (Table 12.2).	
	<b>(d) From where do you know about MDM.</b>	
	The community has known about MDM from various sources like TV, Block Official, teacher and school (For school wise details, see Table 12.2).	
<b>17.</b>	<b>INSPECTION &amp; SUPERVISION</b> <b>Has the mid day meal programme been inspected by any state/district/block level officers/officials?</b>	<b>School records, discussion with head teacher, teachers, VEC, Gram Panchayat members</b>
	In 08 schools the Block level officers have inspected MDM programme. The State level officers and District level officers have visited no school since 1-4-2011 (For school wise details, see Table 13.1 at page 33 ). In 02 cases, these officers have given written remarks regarding MDM.	
<b>18.</b>	<b>IMPACT</b> <b>Has the mid day meal improved the enrollment, attendance of children in school, general well being (nutritional status) of children? Is there any other incidental benefits due to serving cooked meal in schools.</b>	<b>School records, discussion with head teacher, teachers, students, VEC, Gram Panchayat members.</b>
	In 37 out of the 40 sample schools, parents, teachers and students have opined that MDM has improved students' enrollment and attendance. In 37 schools they have opined that MDM has improved general health of children. In 28 schools they have opined that MDM has improved nutritional status of children (For school wise details, see Table 14.1 at page 34).	

## **Major Issues:**

- 1. Issue of large number (32.5%) of the enrolled children not coming to school and hence unable to take MDM.**
  - Many children are either long absentees or have not at all come to school since 1-4-11.
  - The reason may be fake enrollment or enrollment in more than one school.
  
- 2. Issues of children (12.5%) denying to take MDM although have attended the school.**
  - The quantum of such children has been found only in 23 out of the 40 sample schools.
  - The reasons are many: (1) children going to home to take food; (2) children not eating owing to lack of utensils; (3) children eating home-made tiffin or snacks purchased from market; and (4) MDM food items are not tasty.
  
- 3. Issue of cooked MDM food items not consumed by some (2.5%) children, although MDM has been cooked for them.**
  - The quantum of such children has been found only in 17 out of the 40 sample schools.
  - The reason is the lack of attempt to count before cooking MDM, the number of children who would not take MDM and not to cook MDM for them.
  
- 4. Issue of not releasing cooking cost in advance regularly**

As per the new MDM policy, the State is to release the cooking cost in advance by the first week of every month to the bank account of the SHG/SMC managing the MDM at school level. All SHGs / SMCs managing MDM have therefore been asked to open a separate MDM bank account in March 2011. The State Govt. has also adopted a policy to release the advance cooking cost Rs.10, 000/- or Rs.15, 000/- depending on the students strength of the school. The MI has observed that 08 out of the 40 sample schools have not got this advance regularly every month.

  - The reasons are: (1) lack of opening of MDM bank account, (2) lack of allotment of grant and (3) delay by the Block Officers to release the cooking cost in advance every month.
  
- 5. Issue of managing the fuel cost in primary schools with students enrollment <100.**
  - At present the fuel cost given at primary school level is 22 paise per child per day. When in schools, the students attendance become less, say for instance 50, the actual expenditure against fuel becomes more than the available cooking cost.

- Expenditure on fuel for cooking MDM for 50 children of a Primary School is almost same as that for 50 children of an upper primary school for given number of MDM items. Then why should we pay 22 paise per child per day for primary school and 40 paise per child per day for upper primary school.
- In many schools, MDM for both primary and upper primary students is cooked together leading to combined fuel expenditure.

#### **6. Issue of engaging Head Teachers in managing MDM**

The Head Teachers in some schools are compelled under the following circumstances to procure and manage MDM.

- BDO/DI of schools verbally instructs the Head Teachers during meetings not to stop provision of MDM at any cost. Written letter in this regard is not circulated. Thus tacitly the MDM rule 6 is violated by the authorities who are supposed to protect it.
- SMC members take plea that they do not have time to manage MDM but urge that children should get MDM everyday and request the Head Teachers to manage MDM.
- In the event of delay in payment of advance cooking cost, some SHGs are not willing to manage MDM utilizing their own fund.

#### **7. Less and irregular payment of remuneration to Cook and Helper.**

- Cooks and Helpers of all schools are paid much less than the Government of India norm and are not regularly paid every month in some schools.

#### **8. Issue of no health check up and no provision of Vit A, iron and de-worming tablets.**

- Health check up has been done in a very limited schools. Vit. A, iron and de-worming tablets are not given to children.

#### **9. Issue of no use of pucca kitchen shed-cum-store.**

- There are 25 schools where pucca kitchen shed-cum-store has been constructed under the MDM scheme but in 21 of them, it is not used either for cooking or for storing or for both purposes. The reasons are varied from school to school but the main two of them are space shortage and fear of theft.

#### **10. Issue of inadequate availability of cooking utensils.**

- One fourth of the sample schools face difficulty in cooking and serving MDM due to inadequate availability of cooking utensils.

**11. Issue of lack of supervision and monitoring of MDM**

- The management of MDM is not properly monitored and supervised by the concerned officers at all levels and this has yielded gross mismanagement of MDM. Food grains are supplied less than the weighted amount. Food grains are not timely supplied. MDM is not consumed by many children. The constructed pucca kitchen shed-cum-store is not utilized for cooking and storing. Cook and Helper do not receive their remuneration regularly every month. Cooking cost advance is not released to some schools regularly every month.

**12. Issue of lack of proper weighing system for measuring the weight of food grains and vegetables and the weight of children.**

- In none of the 40 sample schools, weight of children is measured to know their nutritional status. Similarly, the weight of food grains and vegetables is not accurately measured. It is roughly assessed.

**13. Issue of supply of rice 2 to 6 kg. less per each 50 kg bag of rice.**

- In 32 out of 40 sample schools, this issue has been noticed. But SHG / SMC are forced to sign on the receipt to have got 50 kg. of rice in each bag by the rice supplier at school / SHG point.

**Suggestions:**

1. Rice stock availability at school be recorded every month and accordingly the required amount of rice be supplied with only 01 month of buffer stock.
2. Physical verification of the enrolled children at every school be made and the cases of fake/multiple enrollment be identified and quashed out.
3. Eating utensils be made available at each school. MDM food items be made more tasty with provision of more quantum of dal and vegetables per child per day. School gate may be closed during recess hours and children be motivated to eat MDM together with other children. Neat and clean dinning space be provided so that the children will like to eat in a safe place throughout the year. Each school be provided with a pucca dinning hall having vitrified tiled floor, sitting space as per enrollment strength, safe drinking water facility and facility for washing utensils and hands with soap and water.

4. Each school be instructed to identify, at morning prayer class every day, the children who would opt for taking MDM and MDM be cooked only for them.
5. The Head Teachers, SHGs and SMCs may be given onsite support relating to timely submission of vouchers and expenditure statement to the Block Office. Adequate supporting staff may be provided to facilitate the Block office in releasing the advance cooking cost regularly by the 1<sup>st</sup> week of every month.
6. Fuel cost for a primary student be made same as that for an upper primary student. Keeping in view, the present market price of firewood, the fuel cost may be revised by the appropriate authority.
7. The government officers like BDO/DI/SI of schools may be made accountable for giving any verbal instruction to the Head Teachers not to stop provision of MDM at any cost and thus compelling them to manage MDM.
8. No Head Teacher/ teacher be made accountable for any kind of discrepancy or stoppage in the management or procurement of MDM.
9. The roles of SMC, SHG and teachers relating to MDM management be displayed in flex board in a visible place in school for generating awareness as well as transparency of MDM rules.
10. Each Cook/ Helper be posted as Cook-cum-Helper and be paid Rs.1000/- per month as remuneration. The Govt. of India norm relating to posting of the number of Cook-cum-Helper as per the student strength of school be adopted soon.
11. The State should take steps to cover all elementary schools under the NRHM scheme for regular health check up and provision of vit. A, iron and de-worming tablets to children.
12. For each kitchen shed-cum-store, a chimney may be constructed for release of smoke. Shelves may be prepared for storage of food grains and fire wood inside the kitchen shed-cum-store using the maintenance grant. In case of schools having more than 100 children,

additional grant may be given for construction of 01/ 02 more pucca kitchen shed-cum-stores depending upon the enrollment strength of the school.

- 13.** Schools having inadequate cooking utensils may be given some grant to procure the required cooking utensils.
- 14.** The supervision and monitoring system needs to be strengthened with documentation of feedback data received by the supervisory and monitoring officers in prescribed formats.
- 15.** Each school may be provided with a digital weighing machine for utilizing it to weigh the food grains/vegetables to be used for cooking and also to take weight measurement of the children to assess their nutritional status.
- 16.** Each school may be given a separate grant to purchase steel-made storage bins to keep the food grains in safe custody. This may be released depending upon the enrollment strength of school.
- 17.** Each school may be given a separate grant for purchasing eating utensils like steel-made tray and glass for the students as per the enrollment strength of school.
- 18.** The SHG/SMC may be instructed to use the digital weighing machine (to be provided by the Govt.) to measure the rice supplied per 50 kg. bag and sign on receipt showing the actual amount of rice received.





# ପର୍ବ ଶିକ୍ଷା ଅଭିଯାନ



ପରିଷ୍ଟ ପଢ଼ନ୍ତୁ ପରିଷ୍ଟ ଚଢ଼ନ୍ତୁ

**OFFICE OF THE DISTRICT PROJECT COORDINATOR  
RTE-SSA, KANDHAMAL  
Ph No. 06842-255461, 255480, [dpckandhssa.opepa@nic.in](mailto:dpckandhssa.opepa@nic.in)**

Letter No.: ~~5526~~ 5526

Date: 27/06/11

To

All the BRC Coordinators  
SSA, Kandhamal

**Sub: Monitoring of SSA & MDM activities during 27-6-2011 to 5-7-2011 by MI**

Sir,

In inviting a reference to the subject cited above, I am to inform you that the monitoring team of NKC Centre for Development Studies, Bhubaneswar (Monitoring Institute) shall visit to the selected 40 schools (copy enclosed) for data collection. You are requested to intimate the HM / SMC / MDM provider of the concerned schools to remain present during the date of their visit to school and co-operate in providing necessary data. You are also requested to intimate the matter at all CRC of your Block and do the needful at your end.


Yours faithfully

  
District Project Coordinator  
RTE-SSA, Kandhamal

Memo. No. 5527 // Dated... 27/6/11... //  
Copy submitted to Addl. Director (Planning), OPEPA for favour of kind information

  
District Project Coordinator  
RTE-SSA, Kandhamal

Memo. No. 5528 // Dated... 27/6/11... //  
Copy submitted to the Nodal officer, NKCCDS (Monitoring SSA & MDM), Bhubaneswar for kind information & necessary action.

  
District Project Coordinator  
RTE-SSA, Kandhamal

Memo. No. 5529 // Dated... 27/6/11... // Palisuda  
Copy to D.I. of schools, Phulbani/Tikabali for information & necessary action

  
District Project Coordinator  
RTE-SSA, Kandhamal

**40 SAMPLE SCHOOLS FOR MONITORING OF SSA ACTIVITIES & MDM PROGRAMME IN  
KANDHAMAL DISTRICT ON 26-6-2011 TO 5-7-2011 BY NK CENTRE FOR DEVELOPMENT STUDIES,  
BHUBANESWAR (MONITORING INSTITUTE)**

Sl. no.	Name of School	Name of the Block / ULB	Category	Date of Visit	Remark
1.	Sraki PS, Phulbani	Phulbani	RSTC	27-6-2011	OoSC
2.	Kendupadar UPS	Phulbani		27-6-2011	SC/ST
3.	Lahabadi PS	Phulbani		27-6-2011	SC/ST
4.	Kaladi UPS	Khajuripada	MCS	27-6-2011	SC/ST
5.	Rojangi UPS	Phulbani		27-6-2011	SC/ST
6.	Titrapanga UPS	Khajuripada		28-6-2011	SC/ST
7.	Hatapada UGMES	Phulbani MPL	CAL	28-6-2011	SC/ST
8.	Rasimendhi PUPS	Phulbani		28-6-2011	SC/ST
9.	Palchi UPS	Phulbani	RSTC	28-6-2011	OoSC
10.	Mularujangi PS	Phulbani		28-6-2011	SC/ST
11.	Khamal PS	Khajuripada		29-6-2011	SC/ST
12.	Girls UPS	Phulbani MPL	CAL	29-6-2011	SC/ST
13.	Keredi UGUPS	Phulbani		29-6-2011	SC/ST
14.	Hatishala UPS	G. Udaygiri	NRSTC	29-6-2011	OoSC
15.	Lengeri Sahi PS	Phulbani		29-6-2011	SC/ST
16.	Gudari UPS	Khajuripada		30-6-2011	SC/ST
17.	Phulbanisahi UPS	Phulbani MPL	CAL	30-6-2011	Minority
18.	Dangulu PUPS	Phulbani	MCS	30-6-2011	SC/ST
19.	Bilabadi PS	G. Udaygiri	NRSTC	30-6-2011	OoSC
20.	Luhurubali PUPS	Phulabani		30-6-2011	SC/ST
21.	KGBV, Khajuripada	Khajuripada	KGBV	1-7-2011	SC/ST
22.	Madikunda UPS	Phulbani		1-7-2011	SC/ST
23.	Kambaguda PS	Phulbani		1-7-2011	SC/ST
24.	Block Colony PS	Phiringia		1-7-2011	SC/ST
25.	Majaganda PS	Phulbani	NRSTC	1-7-2011	OoSC
26.	Tilakapada PS	Phulbani		2-7-2011	SC/ST
27.	Urdu PS	Phulbani MPL	CWSN	2-7-2011	SC/ST
28.	Sartaguda Sevashram	Phulbani		2-7-2011	SC/ST
29.	KGBV Phiringia	Phiringia	KGBV	2-7-2011	SC/ST
30.	Teraguda PS			2-7-2011	SC/ST
31.	Girls' UPS, Khajuripada	Khajuripada	MCS	4-7-2011	SC/ST
32.	Narayani PS	Phulbani MPL	CWSN	4-7-2011	SC/ST
33.	Clambur PS	Phulbani		4-7-2011	SC/ST
34.	Colony Sahi PUPS	Kotagada	RSTC	4-7-2011	OoSC
35.	Nuaripadar PUPS	Phulbani	Civil Work	4-7-2011	SC/ST
36.	Bandhasahi PS	Khajuripada		5-7-2011	SC/ST
37.	Peonpada PS	Phulbani MPL	CWSN	5-7-2011	SC/ST
38.	Budhadani UPS	Phulbani		5-7-2011	SC/ST
39.	KGBV Baliguda	Baliguda	KGBV	5-7-2011	SC/ST
40.	Alami PUPS	Phulbani		5-7-2011	SC/ST

  
 District Project Coordinator  
 SSA, Kandhamal

## KANDHAMAL DISTRICT

### 1. Regularity in Serving Meal:

**Table 1.1: Schoolwise status on regularity in serving meal during 1-4-11 to 30-6-11**

Sl. No.	School name	Hot cooked meal served daily	If no, what is served?	Period of school days (total no.) when meal was not served	Reasons for not serving hot cooked meal
1	Sraki PS (RSTC)	Yes	-	Nil	-
2	Kendupadar UPS	Yes	-	Nil	-
3	Lahabadi PS	Yes	-	Nil	-
4	Kaladi UPS (MCS)	Yes	-	Nil	-
5	Rojangi UPS	Yes	-	Nil	-
6	Titrapanga UPS	Yes	-	Nil	-
7	Hatapada UPS	Yes	-	Nil	-
8	Rasimendhi UPS	Yes	-	Nil	-
9	Palchi UPS (RSTC)	Yes	-	Nil	-
10	Mularojangi PS	Yes	-	Nil	-
11	Khamar PS	Yes	-	Nil	-
12	Girls' UPS, Kandhamal	Yes	-	Nil	-
13	Keredi UGUPS	Yes	-	Nil	-
14	Hatishala UPS	Yes	-	Nil	-
15	Lengeri Sahi PS	Yes	-	Nil	-
16	Gudari UPS	Yes	-	Nil	-
17	Phulbanisahi UPS	Yes	-	Nil	-
18	Dangulu PUPS	Yes	-	From 17-6-11 school was closed	Villagers have locked school for strike
19	Bilabadi PS	Yes	-	Nil	-
20	Luhurubali PUPS	Yes	-	Nil	-
21	Govt. UPS, Khajuripada (KGBV)	Yes	-	Nil	-
22	Madikunda UPS	Yes	-	Nil	-
23	Kambaguda PS	Yes	-	Nil	-
24	Block Colony PS	Yes	-	17-6-11 to 18-6-11 (02 days)	Lack of dal (SHG needed clarification whether to purchase dal from local market or it will be supplied by Govt.)
25	Majaganda PS	Yes	-	Nil	-
26	Tilakapada PS	Yes	-	Nil	-
27	Urdu PS	Yes	-	Nil	-
28	Sartaguda Sevashram	Yes	-	Nil	-
29	Nodal UPS, Phiringia (KGBV)	Yes	-	Nil	-
30	Teraguda PS	Yes	-	Nil	-
31	Girls' UPS, Khajuripada	Yes	-	Nil	-
32	Narayani PS	Yes	-	Nil	-
33	Clambur PS	Yes	-	Nil	-
34	Colonysahi PUPS	Yes	-	18-4-11 to 20-4-11 (3 days)	Class III & V, scholarship exam.
35	Nuaripadar PUPS	Yes	-	Nil	-
36	Bandhasahi PS	Yes	-	Nil	-
37	Peonpada PS	Yes	-	Nil	-
38	Budhadani UPS	Yes	-	Nil	-
39	Nuasahi UPS, Baliguda (KGBV)	Yes	-	Nil	-
40	Alami PUPS	Yes	-	Nil	-

\*1) No. of schools that served MDM with interruption = 03

## 2. Trends:

**Table 2.1: Schoolwise status on trends of MDM consumption**

Sl. No.	School name	No. of children enrolled	No. of children opted for MDM	No. of children attended school on visit day of MI	No. of children availed MDM as per MDM Register	No. of children actually availed MDM on visit day of MI	No. of children availed MDM on the day previous to the visit day of MI
1	Sraki PS (RSTC)	57	57	40	40	35	45
2	Kendupadar UPS	68	68	44	44	44	43
3	Lahabadi PS	25	25	24	24	24	25
4	Kaladi UPS (MCS)	182	182	119	119	119	104
5	Rojangi UPS	134	134	115	115	110	105
6	Titrapanga UPS	228	228	144	144	144	128
7	Hatapada UPS	305	305	170	170	163	231
8	Rasimendhi UPS	148	148	75	71	71	90
9	Palchi UPS (RSTC)	69	65	58	56	56	44
10	Mularojangi PS	23	23	18	18	18	17
11	Khamar PS	53	53	44	44	40	45
12	Girls' UPS, Kandhamal	219	219	94	94	94	93
13	Keredi UGUPS	161	161	124	124	120	113
14	Hatishala UPS	274	148	211	No entry in MDM register	93	90
15	Lengeri Sahi PS	32	32	26	26	25	30
16	Gudari UPS	149	149	119	119	118	111
17	Phulbanisahi UPS	135	135	106	106	101	103
18	Dangulu PUPS	107	107	-	-	-	-
19	Bilabadi PS	10	10	8	8	8	9
20	Luhurubali PUPS	60	60	53	53	57 (53+4 AWC children)	60
21	Govt. UPS, Khajuripada (KGBV)	293	293	237	237	195	MDM register not updated
22	Madikunda UPS	424	424	298	174	174	167
23	Kambaguda PS	37	37	28	28	28	34
24	Block Colony PS	74	74	43	43	40	45
25	Majaganda PS	61	61	45	45	40	35
26	Tilakapada PS	28	28	24	24	24	22
27	Urdu PS	112	112	93	93	86	92
28	Sartaguda Sevashram	181	181	145	145	145	159
29	Nodal UPS, Phringia (KGBV)	307	307	226	87	57	240
30	Teraguda PS	21	21	14	14	14	17
31	Girls' UPS, Khajuripada	105	105	83	52	52	37
32	Narayani PS	31	31	22	22	22	25
33	Clambur PS	31	31	23	23	23	23
34	Colony Sahi PUPS	492	492	259	259	259	315
35	Nuaripadar PUPS	45	45	26	26	25	33
36	Bandhasahi PS	43	43	36	36	36	36
37	Peonpada PS	179	179	104	60	50	80
38	Budhadani UPS	78	78	66	66	66	68
39	Nuasahi UPS, Baliguda (KGBV)	520	520	338	338	294	340
40	Alami PUPS	42	42	40	40	34	36
	<b>Total =</b>	<b>5543</b>	<b>5413</b>	<b>3742</b>	<b>3187</b>	<b>3047</b>	<b>3290</b>

\*1) % of children attended school = 67.5

2) % of children actually availed MDM on visit day of MI= 55.0

3) % of children availed MDM as per the MDM register on visit day of MI = 57.5

### 3. Regularity in Delivering Food Grains to School Level:

**Table 3.1: Schoolwise status on delivery of food gains**

Sl. No.	School name	Receivin g food grains regularly	Extent of delay in receiving food grains	Reasons of delay	Buffer stock of one month's need is kept	Quantity of food grains supplied as per the marked weight	Approximate kg. less supply per 50 kg. bag		Food grain is delivered at
							Rice	Dal	
1	Sraki PS (RSTC)	Yes	2 months	-	Yes	No	5	-	school
2	Kendupadar UPS	Yes	-	-	Yes	Yes		-	School
3	Lahabadi PS	Yes	-	-	Yes	No	4	-	SHG house
4	Kaladi UPS (MCS)	Yes	-	-	Yes	No	6	-	SHG house
5	Rojangi UPS	Yes	-	-	Yes	No	4	-	School
6	Titrapanga UPS	Yes	-	-	No	No	5	-	School
7	Hatapada UPS	Yes	-	-	No	No	5	-	School
8	Rasimendhi UPS	Yes	-	-	Yes	No	4	-	SHG house
9	Palchi UPS (RSTC)	Yes	-	-	Yes	No	5	-	School
10	Mularojangi PS	Yes	-	-	Yes	No	4	-	School
11	Khamar PS	Yes	-	-	Yes	No	5	-	SHG house
12	Girls' UPS, Kandhamal	Yes	-	-	Yes	Yes	-	-	School
13	Keredi UGUPS	Yes	-	-	Yes	No	4	-	SHG house
14	Hatishala UPS	Yes	-	-	Yes	No	5	-	School
15	Lengeri Sahi PS	Yes	-	-	Yes	No	6	-	School
16	Gudari UPS	Yes	-	-	Yes	No	5	-	SHG house
17	Phulbanisahi UPS	Yes	-	-	Yes	No	3	-	School
18	Dangulu PUPS	Can't say	-	-	-	-	-	-	SHG house
19	Bilabadi PS	Yes	-	-	Yes	No	5	-	SHG house
20	Luhurubali PUPS	Yes	-	-	Yes	No	4	-	SHG house
21	Govt. UPS, Khajuripada (KGBV)	Yes	-	-	Yes	No	2	-	SHG house
22	Madikunda UPS	Yes	-	-	Yes	No	3	-	School
23	Kambaguda PS	Yes	-	-	Yes	Yes	-	-	SHG house
24	Block Colony PS	Yes	-	-	Yes	No	5	-	SHG house
25	Majaganda PS	Yes	-	-	Yes	Yes	-	-	School
26	Tilakapada PS	Yes	-	-	No	No	5	-	SHG house
27	Urdu PS	Yes	-	-	No	No	5	-	School
28	Sartaguda Sevashram	Yes	-	-	Yes	No	4	-	SHG house
29	Nodal UPS, Phiringia (KGBV)	Yes	-	-	Yes	No	5	-	SHG house
30	Teraguda PS	Yes	-	-	Yes	No	3	-	School
31	Girls'UPS, Khajuripada	Yes	-	-	Yes	No	4	-	SHG house
32	Narayani PS	Yes	-	-	Yes	Yes	-	-	School
33	Clambur PS	Yes	--	-	Yes	Yes	-	-	School
34	Colonysahi PUPS	Yes	-	-	Yes	No	6	-	School
35	Nuaripadar PUPS	Yes	-	-	Yes	No	3	-	School
36	Bandhasahi PS	Yes	-	-	Yes	No	2	-	School
37	Peonpada PS	Yes	-	-	Yes	No	5	-	School
38	Budhadani UPS	Yes	-	-	Yes	Yes	-	-	School
39	Nuasahi UPS, Baliguda (KGBV)	Yes	-	-	Yes	No	5	-	School
40	Alami PUPS	Yes	-	-	Yes	No	4	-	School

\*1) No. of schools getting food grains regularly= 39

2) No. of schools having 01 month's extra food grains =35

3) No. of schools getting less supply of food grains= 32

4) Amount of rice less received per 50 kg. bag = 2 to 6 kg.

5) No. of schools receiving food grains at school point= 24

**Table 3.2: Schoolwise status on quality of food gains received**

Sl. No.	School name	Quality of food grains received is good	Nature of defect seen in quality of food grains	
			Rice	Dal
1	Sraki PS (RSTC)	Yes	-	-
2	Kendupadar UPS	Yes	-	-
3	Lahabadi PS	Yes	-	-
4	Kaladi UPS (MCS)	Yes	-	-
5	Rojangi UPS	Yes	-	-
6	Titrapanga UPS	Yes	-	-
7	Hatapada UPS	Yes	-	-
8	Rasimendhi UPS	Yes	-	-
9	Palchi UPS (RSTC)	Yes	-	-
10	Mularojangi PS	Yes	-	-
11	Khamar PS	Yes	-	-
12	Girls' UPS, Kandhamal	Yes	-	-
13	Keredi UGUPS	Yes	-	-
14	Hatishala UPS	Yes	-	-
15	Lengeri Sahi PS	Yes	-	-
16	Gudari UPS	Yes	-	-
17	Phulbanisahi UPS	Yes	-	-
18	Dangulu PUPS	Yes	-	-
19	Bilabadi PS	Yes	-	-
20	Luhurubali PUPS	Yes	-	-
21	Govt. UPS, Khajuripada (KGBV)	Yes	-	-
22	Madikunda UPS	Yes	-	-
23	Kambaguda PS	Yes	-	-
24	Block Colony PS	Yes	-	-
25	Majaganda PS	Yes	-	-
26	Tilakapada PS	Yes	-	-
27	Urdu PS	Yes	-	-
28	Sartaguda Sevashram	Yes	-	-
29	Nodal UPS, Phiringia (KGBV)	Yes	-	-
30	Teraguda PS	Yes	-	-
31	Girls'UPS, Khajuripada	Yes	-	-
32	Narayani PS	Yes	-	-
33	Clambur PS	Yes	-	-
34	Colonysahi PUPS	Yes	-	-
35	Nuaripadar PUPS	Yes	-	-
36	Bandhasahi PS	Yes	-	-
37	Peonpada PS	Yes	-	-
38	Budhadani UPS	Yes	-	-
39	Nuasahi UPS, Baliguda (KGBV)	Yes	-	-
40	Alami PUPS	Yes	-	-

\*1) No. of schools getting good quality of food grains = 40

#### 4. Regularity in Delivering Cooking Cost to School Level:

**Table 4.1: Schoolwise status on delivery of cooking cost**

Sl. No.	School name	Receiving cooking cost in advance regularly	Extent of delay in getting cooking cost	Reasons of delay	Where from cooking cost is managed in case of delay in receiving it?	How is cooking cost paid?
1	Sraki PS (RSTC)	No	2 months	Official delay	SHG manages taking money from HM	Through bank
2	Kendupadar UPS	Yes	-	-	-	Through bank
3	Lahabadi PS	Yes	-	-	-	Through bank
4	Kaladi UPS (MCS)	No	2 months	Official delay	SHG's own fund	By cash
5	Rojangi UPS	Yes	-	-	-	Through bank
6	Titrapanga UPS	Yes	-	-	-	Through bank
7	Hatapada UPS	Yes	-	-	-	Through bank
8	Rasimendhi UPS	Yes	-	-	-	Through bank
9	Palchi UPS (RSTC)	Yes	-	-	-	Through bank
10	Mularojangi PS	No	1 month	Official delay	HM manages from own pocket	Through bank
11	Khamar PS	Yes	-	-	-	Through bank
12	Girls' UPS, Kandhamal	Yes	-	-	-	Through bank
13	Keredi UGUPS	Yes	-	-	-	Through bank
14	Hatishala UPS	Yes	-	-	-	Through bank
15	Lengeri Sahi PS	Yes	-	-	-	Through bank
16	Gudari UPS	Yes	-	-	-	Through bank
17	Phulbanisahi UPS	Yes	-	-	-	Through bank
18	Dangulu PUPS	Yes	-	-	-	By cash
19	Bilabadi PS	Yes	-	-	-	Through bank
20	Luhurubali PUPS	Yes	-	-	-	Through bank
21	Govt. UPS, Khajuripada (KGBV)	Yes	-	-	SHG manages (Money not withdrawn-no HM)	Through bank
22	Madikunda UPS	Yes	-	-	-	Through bank
23	Kambaguda PS	Yes	-	-	-	Through bank
24	Block Colony PS	No	2 months	Bank account not opened	SHG's own fund	Through bank
25	Majaganda PS	Yes	-	-	-	Through bank
26	Tilakapada PS	Yes	-	-	-	Through bank
27	Urdu PS	Yes	-	-	-	Through bank
28	Sartaguda Sevashram	-	-	-	-	Through bank
29	Nodal UPS, Phiringia (KGBV)	No	2 months	Bank account not opened	SHG's own fund	Through bank
30	Teraguda PS	Yes	-	-	-	Through bank
31	Girls' UPS, Khajuripada	Yes	-	-	-	Through bank
32	Narayani PS	Yes	-	-	-	Through bank
33	Clambur PS	Yes	-	-	-	Through bank
34	Colony Sahi PUPS	No	2 months	No allotment	SHG's own fund	Through bank
35	Nuaripadar PUPS	Yes	-	-	-	Through bank
36	Bandhasahi PS	Yes	-	-	-	Through bank
37	Peonpada PS	Yes	-	-	-	Through bank
38	Budhadani UPS	Yes	-	-	-	Through bank

39	Nuasahi UPS, Baliguda (KGBV)	No	2 months	No allotment	SHG's own fund	Through bank
40	Alami PUPS	Yes	-	-	-	Through bank

\*1) No. of schools getting cooking cost in advance regularly= 32

2) Extent of delay in getting cooking cost= 1 to 2 months

## 5. Social Equity:

**Table 5.1: Schoolwise status on gender, caste and community wise discrimination in cooking and serving MDM and seating arrangement made for children to take MDM**

Sl. No.	School name	Gender discrimination			Caste discrimination			Community discrimination		
		Cooking	Serving	Seat	Cooking	Serving	Seat	Cooking	Serving	Seat
1	Sraki PS (RSTC)	No	No	No	No	No	No	No	No	No
2	Kendupadar UPS	No	No	No	No	No	No	No	No	No
3	Lahabadi PS	No	No	No	No	No	No	No	No	No
4	Kaladi UPS (MCS)	No	No	No	No	No	No	No	No	No
5	Rojangi UPS	No	No	No	No	No	No	No	No	No
6	Titrapanga UPS	No	No	No	No	No	No	No	No	No
7	Hatapada UPS	No	No	No	No	No	No	No	No	No
8	Rasimendhi UPS	No	No	No	No	No	No	No	No	No
9	Palchi UPS (RSTC)	No	No	No	No	No	No	No	No	No
10	Mularojangi PS	No	No	No	No	No	No	No	No	No
11	Khamar PS	No	No	No	No	No	No	No	No	No
12	Girls' UPS, Kandhamal	No	No	No	No	No	No	No	No	No
13	Keredi UGUPS	No	No	No	No	No	No	No	No	No
14	Hatishala UPS	No	No	No	No	No	No	No	No	No
15	Lengeri Sahi PS	No	No	No	No	No	No	No	No	No
16	Gudari UPS	No	No	No	No	No	No	No	No	No
17	Phulbanisahi UPS	No	No	No	No	No	No	No	No	No
18	Dangulu PUPS	-	-	-	-	-	-	-	-	-
19	Bilabadi PS	No	No	No	No	No	No	No	No	No
20	Luhurubali PUPS	No	No	No	No	No	No	No	No	No
21	Govt. UPS, Khajuripada (KGBV)									
22	Madikunda UPS	No	No	No	No	No	No	No	No	No
23	Kambaguda PS	No	No	No	No	No	No	No	No	No
24	Block Colony PS	No	No	No	No	No	No	No	No	No
25	Majaganda PS	No	No	No	No	No	No	No	No	No
26	Tilakapada PS	No	No	No	No	No	No	No	No	No
27	Urdu PS	No	No	No	No	No	No	No	No	No
28	Sartaguda Sevashram	No	No	No	No	No	No	No	No	No
29	Nodal UPS, Phiringia (KGBV)	No	No	No	No	No	No	No	No	No
30	Teraguda PS	No	No	No	No	No	No	No	No	No
31	Girls' UPS, Khajuripada	No	No	No	No	No	No	No	No	No
32	Narayani PS	No	No	No	No	No	No	No	No	No
33	Clambur PS	No	No	No	No	No	No	No	No	No
34	Colony Sahi PUPS	No	No	No	No	No	No	No	No	No
35	Nuaripadar PUPS	No	No	No	No	No	No	No	No	No
36	Bandhasahi PS	No	No	No	No	No	No	No	No	No
37	Peonpada PS	No	No	No	No	No	No	No	No	No



38	Budhadani UPS	No	No	No	No	No	No	No	No	No
39	Nuasahi UPS, Baliguda (KGBV)	No	No	No	No	No	No	No	No	No
40	Alami PUPS	No	No	Yes	No	No	No	No	No	No

\*1) No. of schools showing gender discrimination in seating arrangement= 01

## 6. Variety of Menu:

**Table 6.1: Schoolwise status on MDM menu**

Sl. No.	School name	Weekly MDM menu displayed	MDM is prepared as per weekly menu	Who decides the menu?	Nature of food items served	Daily menu includes rice	Daily menu includes wheat	Daily menu includes dal	Daily menu includes vegetables
1	Sraki PS (RSTC)	Yes	Yes always	State Govt.	Different items daily	Everyday	No day	Some day	Everyday
2	Kendupadar UPS	Yes	Yes always	State Govt.	Different items daily	Everyday	No day	Some day	Everyday
3	Lahabadi PS	Yes	Yes always	State Govt.	Different items daily	Everyday	No day	Some day	Everyday
4	Kaladi UPS (MCS)	No	Not at all	SHG	Same items daily	Everyday	No day	Everyday	Everyday
5	Rojangi UPS	Yes	Yes always	State Govt.	Different items daily	Everyday	No day	Some day	Everyday
6	Titrapanga UPS	No	Yes always	State Govt.	Different items daily	Everyday	No day	Some day	Everyday
7	Hatapada UPS	Yes	Yes always	State Govt.	Different items daily	Everyday	No day	Some day	Everyday
8	Rasimendhi UPS	Yes	Yes always	State Govt.	Different items daily	Everyday	No day	Some day	Everyday
9	Palchi UPS (RSTC)	No	Not at all	HM	Same items daily	Everyday	No day	Everyday	Everyday
10	Mularojangi PS	Yes	Yes always	State Govt.	Different items daily	Everyday	No day	Some day	Everyday
11	Khamar PS	No	Not at all	SHG	Same items daily	Everyday	No day	Everyday	Everyday
12	Girls' UPS, Kandhamal	Yes	Yes always	State Govt.	Different items daily	Everyday	No day	Some day	Everyday
13	Keredi UGUPS	Yes	Yes always	State Govt.	Different items daily	Everyday	No day	Some day	Everyday
14	Hatishala UPS	No	Yes always	State Govt.	Different items daily	Everyday	No day	Some day	Everyday
15	Lengeri Sahi PS	Yes	Yes always	State Govt.	Different items daily	Everyday	No day	Some day	Everyday
16	Gudari UPS	Yes	Yes always	State Govt.	Different items daily	Everyday	No day	Some day	Everyday
17	Phulbanisahi UPS	No	Yes always	State govt.	Different items daily	Everyday	No day	Some day	Everyday
18	Dangulu PUPS	Yes	Yes always	State govt.	Different items daily	Everyday	No day	Some day	Everyday
19	Bilabadi PS	No	Yes always	State Govt.	Different items daily	Everyday	No day	Some day	Everyday
20	Luhurubali PUPS	Yes	Yes always	State Govt.	Different items daily	Everyday	No day	Some day	Everyday
21	Govt. UPS, Khajuripada (KGBV)	No	Yes always	State Govt.	Different items daily	Everyday	No day	Some day	Everyday
22	Madikunda UPS	Yes	Yes always	State Govt.	Different items daily	Everyday	No day	Some day	Everyday
23	Kambaguda PS	Yes	Yes always	State Govt.	Different items daily	Everyday	No day	Some day	Everyday
24	Block Colony PS	No	Yes always	State Govt.	Different items daily	Everyday	No day	Some day	Everyday
25	Majaganda PS	Yes	Yes always	State Govt.	Different items daily	Everyday	No day	Some day	Everyday
26	Tilakapada PS	No	Yes always	State Govt.	Different items daily	Everyday	No day	Some day	Everyday
27	Urdu PS	Yes	Yes always	State Govt.	Different items daily	Everyday	No day	Some day	Everyday
28	Sartaguda Sevashram	No	Yes always	State Govt.	Different items daily	Everyday	No day	Some day	Everyday
29	Nodal UPS, Phiringia (KGBV)	No	Yes always	State Govt.	Different items daily	Everyday	No day	Some day	Everyday
30	Teraguda PS	Yes	Yes always	State Govt.	Different items daily	Everyday	No day	Some day	Everyday
31	Girls'UPS, Khajuripada	No	Yes always	State Govt.	Different items daily	Everyday	No day	Some day	Everyday
32	Narayani PS	Yes	Yes always	State Govt.	Different items daily	Everyday	No day	Some day	Everyday
33	Clambur PS	Yes	Yes always	State Govt.	Different items daily	Everyday	No day	Some day	Everyday
34	Colonysahi PUPS	No	Yes always	State Govt.	Different items daily	Everyday	No day	Some day	Everyday
35	Nuaripadar PUPS	Yes	Yes always	State Govt.	Different items daily	Everyday	No day	Some day	Everyday

36	Bandhasahi PS	No	Not at all	HM	Same items daily	Everyday	No day	Everyday	Everyday
37	Peonpada PS	Yes	Yes always	State Govt.	Different items daily	Everyday	No day	Some day	Everyday
38	Budhadani UPS	Yes	Yes always	State Govt.	Different items daily	Everyday	No day	Some day	Everyday
39	Nuasahi UPS, Baliguda (KGBV)	No	Yes always	State Govt.	Different items daily	Everyday	No day	Some day	Everyday
40	Alami PUPS	Yes	Yes always	State Govt.	Different items daily	Everyday	No day	Some day	Everyday

\*1) No. of schools displayed weekly MDM menu = 24      2) No. of schools who serves different food items everyday = 36

## 7. Quantity and Quality of Meal:

**Table 7.1: Schoolwise status on opinion of children on quality and quantity of MDM**

Sl. No.	School name	Opinion on quality of rice	Opinion on quality of dal/ curry	Opinion on quantity of rice	Opinion on quantity of dal/ curry	Reasons for unhappiness on quality of rice/dal/ curry	Reasons for unhappiness on quantity of rice/dal/ curry
1	Sraki PS (RSTC)	Happy always	Happy always	Not happy some times	Not happy some times	-	Less quantity of rice & dal given
2	Kendupadar UPS	Happy always	Happy always	Happy always	Happy always	-	-
3	Lahabadi PS	Happy always	Happy always	Happy always	Happy always	-	-
4	Kaladi UPS (MCS)	Happy always	Happy always	Happy always	Happy always	-	-
5	Rojangi UPS	Happy always	Happy always	Happy always	Happy always	-	-
6	Titrapanga UPS	Happy always	Happy always	Happy always	Happy always	-	-
7	Hatapada UPS	Happy always	Happy always	Happy always	Happy always	-	-
8	Rasimendhi UPS	Happy always	Happy always	Happy always	Happy always	-	-
9	Palchi UPS (RSTC)	Happy always	Happy always	Happy always	Happy always	-	-
10	Mularojangi PS	Happy always	Happy always	Happy always	Happy always	-	-
11	Khamar PS	Happy always	Happy always	Happy always	Happy always	-	-
12	Girls' UPS, Kandhamal	Happy always	Happy always	Happy always	Happy always	-	-
13	Keredi UGUPS	Happy always	Happy always	Happy always	Happy always	-	-
14	Hatishala UPS	Happy always	Happy always	Happy always	Happy always	-	-
15	Lengeri Sahi PS	Happy always	Happy always	Happy always	Happy always	-	-
16	Gudari UPS	Happy always	Happy always	Not Happy always	Not Happy always	-	Less quantity of rice & dal given
17	Phulbanisahi UPS	Happy always	Happy always	Happy always	Happy always	-	-
18	Dangulu PUPS	School was locked by villagers	School was locked by villagers	School was locked by villagers	School was locked by villagers	-	-
19	Bilabadi PS	Happy always	Happy always	Happy always	Happy always	-	-
20	Luhurubali PUPS	Happy always	Happy always	Happy always	Happy always	-	-
21	Govt. UPS, Khajuripada (KGBV)	Happy always	Happy always	Happy always	Happy always	-	-
22	Madikunda UPS	Happy always	Happy always	Happy always	Happy always	-	-
23	Kambaguda PS	Happy always	Happy always	Happy always	Happy always	-	-
24	Block Colony PS	Happy always	Happy always	Happy always	Happy always	-	-
25	Majaganda PS	Happy always	Happy always	Happy always	Happy always	-	-
26	Tilakapada PS	Happy always	Happy always	Happy always	Happy always	-	-
27	Urdu PS	Happy always	Happy always	Happy always	Happy always	-	-
28	Sartaguda Sevashram	Happy always	Happy always	Happy always	Happy always	-	-
29	Nodal UPS, Phiringia (KGBV)	Happy always	Happy always	Happy always	Happy always	-	-
30	Teraguda PS	Happy always	Happy always	Happy always	Happy always	-	-
31	Girls'UPS, Khajuripada	Happy always	Happy always	Happy always	Happy always	-	-
32	Narayani PS	Happy always	Happy always	Happy always	Happy always	-	-
33	Clambur PS	Happy always	Happy always	Happy always	Happy always	-	-
34	Colonysahi PUPS	Happy always	Happy always	Happy always	Happy always	-	-
35	Nuaripadar PUPS	Happy always	Happy always	Not Happy always	Not Happy always	-	Less quantity of rice & dal given

36	Bandhasahi PS	Happy always	Happy always	Not Happy always	Not Happy always	-	Less quantity of rice & dal given
37	Peonpada PS	Happy always	Happy always	Happy always	Happy always	-	-
38	Budhadani UPS	Happy always	Happy always	Happy always	Happy always	-	-
39	Nuasahi UPS, Baliguda (KGBV)	Happy always	Happy always	Happy always	Happy always	-	-
40	Alami PUPS	Happy always	Happy always	Happy always	Happy always	-	-

\*1) No. of schools where children are happy always on quality of rice = 39

2) No. of schools where children are happy always on quality of dal/ curry = 39

3) No. of schools where children are happy always on quantity of rice = 35

4) No. of schools where children are happy always on quantity of dal/ curry = 35

### 8. Supplementary:

**Table 8.1: Schoolwise status on healthcare facilities**

Sl. No.	School name	Health card maintained for each child	No. of times health check up done since 1-4-11	Iron tablets given periodically	Vit. A tablets given periodically	De-worming tablets given periodically	Who provides medicine?	No. of times medicines given since 1-4-11
1	Sraki PS (RSTC)	No	Nil	No	No	No	-	Nil
2	Kendupadar UPS	No	Nil	No	No	No	-	Nil
3	Lahabadi PS	Yes	Nil	No	No	No	-	Nil
4	Kaladi UPS (MCS)	No	01 (11-4-11)	Yes	Yes	No	State Govt.	1
5	Rojangi UPS	No	Nil	No	No	No	-	Nil
6	Titrapanga UPS	No	Nil	No	No	No	-	Nil
7	Hatapada UPS	No	Nil	No	No	No	-	Nil
8	Rasimendhi UPS	Yes	Nil	No	No	No	-	Nil
9	Palchi UPS (RSTC)	No	Nil	No	No	No	-	Nil
10	Mularojangi PS	No	Nil	No	No	No	-	Nil
11	Khamar PS	No	Nil	No	No	No	-	Nil
12	Girls' UPS, Kandhamal	No	Nil	No	No	No	-	Nil
13	Keredi UGUPS	No	Nil	No	No	No	-	Nil
14	Hatishala UPS	Yes	Nil	No	No	No	-	Nil
15	Lengeri Sahi PS	No	Nil	No	No	No	-	Nil
16	Gudari UPS	No	Nil	No	No	No	-	Nil
17	Phulbanisahi UPS	No	Nil	No	No	No	-	Nil
18	Dangulu PUPS	No	Nil	No	No	No	-	Nil
19	Bilabadi PS	Yes	01 (2-4-11)	No	Yes	Yes	State govt.	1
20	Luhurubali PUPS	Yes	Nil	No	No	No	-	Nil
21	Govt. UPS, Khajuripada (KGBV)	No	Nil	No	No	No	-	Nil
22	Madikunda UPS	No	Nil	No	No	No	-	Nil
23	Kambaguda PS	Yes	Nil	No	No	No	-	Nil
24	Block Colony PS	Yes	Nil	No	No	No	-	Nil
25	Majaganda PS	Yes	Nil	No	No	No	-	Nil
26	Tilakapada PS	No	Nil	No	No	No	-	Nil
27	Urdu PS	No	Nil	No	No	No	-	Nil
28	Sartaguda Sevashram	Yes	Nil	No	No	No	-	Nil
29	Nodal UPS, Phiringia (KGBV)	Yes	Nil	No	No	No	-	Nil
30	Teraguda PS	No	Nil	No	No	No	-	Nil
31	Girls'UPS, Khajuripada	No	Nil	No	No	No	-	Nil
32	Narayani PS	No	Nil	No	No	No	-	Nil
33	Clambur PS	Yes	Nil	No	No	No	-	Nil
34	Colonysahi PUPS	No	01	No	No	No	-	Nil
35	Nuaripadar PUPS	Yes	Nil	No	No	No	-	Nil
36	Bandhasahi PS	No	Nil	No	No	No	-	Nil

37	Peonpada PS	No	Nil	No	No	No	-	Nil
38	Budhadani UPS	Yes	Nil	No	No	No	-	Nil
39	Nuasahi UPS, Baliguda (KGBV)	No	Nil	No	No	No	-	Nil
40	Alami PUPS	Yes	Nil	No	No	No	-	Nil

\*1) No. of schools having health cards for each child = 14

2) No. of schools organized health check up camp since 1-4-11 = 03

3) No. of schools where iron tablets have been given to children periodically = Nil

4) No. of schools where vit. Tablets have been given to children periodically = Nil

5) No. of schools where deworming tablets have been given to children periodically = Nil

## 9. Status of Cooks and Helpers:

**Table 9.1: Schoolwise status on cooks and helpers**

Sl. No.	School name	Cook and Helper are appointed by	No. of Cooks engaged	No. of Helpers engaged	No of Cook-cum-helper required as per GoI norm	Remuneration paid per month to		Remuneration is paid regularly (no of months delay)	Cook belongs to	Helper belongs to
						Cook	Helper			
1	Sraki PS (RSTC)	SHG	1	1	2	600	400	Regularly	ST	ST
2	Kendupadar UPS	SMC	1	1	2	600	400	Regularly	OBC	OBC
3	Lahabadi PS	SHG	1	1	1	600	400	Regularly	ST	ST
4	Kaladi UPS (MCS)	SHG	1	1	2	600	400	Regularly	ST	ST
5	Rojangi UPS	SMC	1	1	2	600	400	Regularly	ST	ST
6	Titrapanga UPS	SHG	1	1	3	600	400	Regularly	ST	ST
7	Hatapada UPS	SMC	1	1	4	600	400	Regularly	GC	GC
8	Rasimendhi UPS	SHG	1	1	2	600	400	Regularly	GC	GC
9	Palchi UPS (RSTC)	SMC	1	1	2	600	400	Regularly	ST	ST
10	Mularojangi PS	SHG	1	Nil	1	600	-	Regularly	ST	-
11	Khamar PS	SHG	1	1	2	600	400	Regularly	OBC	ST
12	Girls' UPS, Kandhamal	SMC	1	1	3	600	400	Regularly	OBC	OBC
13	Keredi UGUPS	SHG	1	1	2	600	400	Regularly	OBC	OBC
14	Hatishala UPS	SMC	1	1	2	600	400	No ( 2 months)	OBC	GC
15	Lengeri Sahi PS	SMC	1	1	2	600	400	Regularly	ST	ST
16	Gudari UPS	SHG	1	1	2	600	400	Regularly	OBC	SC
17	Phulbanisahi UPS	SHG	1	1	2	600	400	Regularly	GC	GC
18	Dangulu PUPS	SHG	1	1	2	600	400	Regularly	OBC	OBC
19	Bilabadi PS	SHG	1	Nil	1	600	-	Regularly	ST	-
20	Luhurubali PUPS	SMC	1	1	2	600	400	Regularly	ST	ST
21	Govt. UPS, Khajuripada (KGBV)	SHG	1	1	3	600	400	Regularly	OBC	OBC
22	Madikunda UPS	SMC	1	1	5	600	400	Regularly	GC	GC
23	Kambaguda PS	SHG	1	1	2	600	400	Regularly	ST	ST
24	Block Colony PS	SMC	1	1	2	600	400	Regularly	OBC	OBC
25	Majaganda PS	SMC	1	1	2	600	400	Regularly	ST	ST
26	Tilakapada PS	SHG	1	1	2	600	400	Regularly	ST	SC
27	Urdu PS	SMC	1	1	2	600	400	Regularly	Minority	Minority
28	Sartaguda Sevashram	SHG	1	1	2	600	400	Regularly	ST	ST
29	Nodal UPS, Phiringia (KGBV)	SHG	1	1	4	600	400	No ( 2 months)	OBC	OBC
30	Teraguda PS	SMC	1	Nil	1	600	-	Regularly	ST	-
31	Girls' UPS, Khajuripada	SHG	1	1	2	600	400	Regularly	OBC	OBC
32	Narayani PS	SMC	1	1	2	600	400	Regularly	GC	GC
33	Clambur PS	SHG	1	1	2	600	400	Regularly	ST	ST
34	Colony Sahi PUPS	SMC	1	1	5	600	400	No ( 2 months)	SC	ST
35	Nuaripadar PUPS	SMC	1	1	2	600	400	No ( 2 months)	ST	ST
36	Bandhasahi PS	SMC	1	1	2	600	400	Regularly	SC	SC
37	Peonpada PS	SMC	1	1	2	600	400	Regularly	OBC	GC
38	Budhadani UPS	SHG	1	1	2	600	400	Regularly	ST	ST
39	Nuasahi UPS, Baliguda (KGBV)	SMC	1	1	6	600	400	No ( 2 months)	OBC	OBC
40	Alami PUPS	SHG	1	1	2	600	400	Regularly	ST	ST

\*1) No. of schools where Cooks and Helpers get remuneration regularly = 35

2) No. of schools where Cooks belong to SC/ST/OBC/Minority community =35

3) No. of schools where Helpers belong to SC/ST/OBC/Minority community = 30

4) No. of schools where cook and helper are appointed by SHG = 21

**5) No. of schools having Cook and Helper as per the GoI norm = 32**

## 10. Infrastructure:

**Table 10.1: Schoolwise status on construction of kitchen-cum-store**

Sl. No.	School name	Construction status of pucca kitchen-cum-store	Construction grant received under which scheme?	Reason for not using the constructed pucca kitchen-cum-store for	
				Cooking	Storing
1	Sraki PS (RSTC)	Constructed and used for cooking & storing	MDM	-	-
2	Kendupadar UPS	Not sanctioned	-	-	-
3	Lahabadi PS	Constructed and used only for cooking	MDM	-	Rat consume rice kept in sacs
4	Kaladi UPS (MCS)	Under construction	MDM	-	-
5	Rojangi UPS	Under construction	MDM	-	-
6	Titrapanga UPS	Constructed and used for cooking & storing	MDM	-	-
7	Hatapada UPS	Construction and used for cooking only	MDM	-	Fear of theft
8	Rasimendhi UPS	Construction and used for cooking only	MDM	-	Fear of theft
9	Palchi UPS (RSTC)	Construction and used for cooking only	MDM	-	Fear of theft
10	Mularojangi PS	Under construction	MDM	-	-
11	Khamar PS	Constructed and used for cooking only	MDM	-	Fear of theft
12	Girls' UPS, Kandhamal	Constructed but not in use for both cooking & storing	MDM	Cooking at old kitchen room	Fear of theft
13	Keredi UGUPS	Not sanctioned	-	-	-
14	Hatishala UPS	Constructed and used only for cooking	MDM	-	Fear of theft
15	Lengeri Sahi PS	Constructed but not in use for storing	MDM	-	Fear of theft
16	Gudari UPS	Under construction	MDM	-	-
17	Phulbanisahi UPS	Sanctioned but construction not started	MDM	-	-
18	Dangulu PUPS	Constructed and used only for cooking	MDM	-	Fear of theft
19	Bilabadi PS	Not sanctioned	-	-	-
20	Luhurubali PUPS	Under construction	MDM	-	-
21	Govt. UPS, Khajuripada (KGBV)	Constructed but not in use for both cooking & storing	MDM	Space shortage	Space shortage
22	Madikunda UPS	Under construction	MDM	-	-
23	Kambaguda PS	Constructed but not in use for both cooking & storing	MDM	Not hearth in kitchen room	Fear of theft
24	Block Colony PS	Constructed but not in use for storing	MDM	-	Lack of door and window in kitchen
25	Majaganda PS	Constructed and in use for cooking only	MDM	-	Fear of theft
26	Tilakapada PS	Under construction	MDM	-	-
27	Urdu PS	Constructed and in use for cooking only	MDM	-	Fear of theft
28	Sartaguda Sevashram	Constructed and used for cooking & storing	MDM	-	-
29	Nodal UPS, Phiringia (KGBV)	Not sanctioned	-	-	-
30	Teraguda PS	Constructed but not in use for both cooking & storing	MDM	No door in kitchen	Fear of theft
31	Girls' UPS, Khajuripada	Constructed and in use for cooking only	MDM	-	Fear of theft
32	Narayani PS	Constructed but not in use for both cooking & storing	MDM	Kitchen not handed over to school	Kitchen not handed over to school
33	Clambur PS	Constructed and used for storing only	MDM	Kitchen will turn black	-
34	Colony Sahi PUPS	Constructed but not in use for storing	MDM	-	Space shortage
35	Nuaripadar PUPS	Constructed and used for cooking & storing	MDM	-	-
36	Bandhasahi PS	Under construction	MDM	-	-
37	Peonpada PS	Constructed and in use for cooking only	MDM	-	Space shortage
38	Budhadani UPS	Under construction	MDM	-	-
39	Nuasahi UPS, Baliguda (KGBV)	Not sanctioned	-	-	-
40	Alami PUPS	Constructed but not in use for both cooking & storing	MDM	Kitchen not inaugurated	Kitchen not inaugurated

\*1) No. of schools where pucca kitchen-cum-store has been constructed and in use for cooking and storing = 04

2) No. of schools where pucca kitchen-cum-store has been constructed and not used for cooking = 07

3) No. of schools where pucca kitchen-cum-store has been constructed and not used for storing = 20

4) Main reasons for not using the constructed pucca kitchen-cum-store for cooking =

a) Space shortage = 01 school

c) Kitchen not handed over to school = 01 school

e) Others = 02 schools

b) Kitchen lacks hearth/door = 02 schools

d) Kitchen not inaugurated = 01 school

5) Main reasons for not using the constructed pucca kitchen-cum-store for storing =

a) Fear of theft = 3 schools

b) Space shortage = 03 schools

c) Other reasons = 04 schools

6) No. of schools having no sanction to construct pucca kitchen-cum-store = 05

7) No. of schools where the pucca kitchen-cum-store is under construction = 09

8) No. of schools having sanction to construct pucca kitchen-cum-store but the construction work has not started = 01

**Table 10.2: Schoolwise status on alternative place of cooking and storing where pucca kitchen-cum-store is not available and availability of water, fuel and utensils for cooking**

Sl. No.	School name	Alternative place used for cooking MDM	Alternative place used for storing food grains	Potable water available for cooking and drinking	Adequate utensils available for cooking	Kind of fuel used
1	Sraki PS (RSTC)	-	-	Yes	Not adequate	Fire wood
2	Kendupadar UPS	Tile roofed house	HM room	Yes	Yes	Fire wood
3	Lahabadi PS	-	SHG house	Yes	Yes	Fire wood
4	Kaladi UPS (MCS)	Asbestos roofed house	SHG house	Yes	Yes	Firewood
5	Rojangi UPS	Asbestos roofed house	SHG house	Yes	Not adequate	Fire wood
6	Titrapanga UPS	-	-	Yes	Not adequate	Fire wood
7	Hatapada UPS	-	Class room	Yes	Not adequate	Fire wood
8	Rasimendhi UPS	-	SHG house	Yes	Yes	Fire wood
9	Palchi UPS (RSTC)	-	Hostel	Yes	Yes	Fire wood
10	Mularojangi PS	Asbestos roofed house	HM room	Yes	Yes	Fire wood
11	Khamar PS	-	SHG house	Yes	Yes	Fire wood
12	Girls' UPS, Kandhamal	Asbestos roofed house	Classroom	Yes	Yes	Fire wood
13	Keredi UGUPS	Asbestos roofed house	SHG house	Yes	Not adequate	Fire wood
14	Hatishala UPS	-	HM room	Yes	Yes	Fire wood
15	Lengeri Sahi PS	-	HM room	Yes	Yes	Fire wood
16	Gudari UPS	Asbestos roofed house	SHG house	Yes	Yes	Fire wood
17	Phulbanisahi UPS	Asbestos roofed house	Classroom	Yes	Yes	Fire wood
18	Dangulu PUPS		SHG house	Yes	Yes	Fire wood
19	Bilabadi PS	Asbestos roofed house	SHG house	Yes	Yes	Fire wood
20	Luhurubali PUPS	Asbestos roofed house	SHG house	Yes	Not adequate	Fire wood
21	Govt. UPS, Khajuripada (KGBV)	Pucca house	SHG house	Yes	Yes	Fire wood
22	Madikunda UPS	Asbestos roofed house	HM room	Yes	Yes	Fire wood
23	Kambaguda PS	Asbestos roofed house	SHG house	Yes	Yes	Fire wood
24	Block Colony PS	-	SHG house	Yes	Yes	Fire wood
25	Majaganda PS	-	Classroom	Yes	Yes	Fire wood
26	Tilakapada PS	Asbestos roofed house	SHG house	Yes	Yes	Fire wood
27	Urdu PS	-	HM room	Yes	Not adequate	Fire wood
28	Sartaguda Sevashram	-	-	Yes	Yes	Fire wood
29	Nodal UPS, Phiringia (KGBV)	Asbestos roofed house	SHG house	Yes	Yes	Fire wood
30	Teraguda PS	Asbestos roofed house	Classroom	Yes	Not adequate	Fire wood
31	Girls' UPS, Khajuripada	-	SHG house	Yes	Not adequate	Fire wood
32	Narayani PS	Tile roofed house	Store room	Yes	Yes	Fire wood
33	Clambur PS	Asbestos roofed house	-	Yes	Yes	Fire wood
34	Colonysahi PUPS	-	HM room	Yes	Not adequate	Fire wood
35	Nuaripadar PUPS	-	-	Yes	Yes	Fire wood
36	Bandhasahi PS	Asbestos roofed house	HM room	Yes	Yes	Fire wood
37	Peonpada PS	-	HM room	Yes	Yes	Fire wood
38	Budhadani UPS	Asbestos roofed house	Classroom	Yes	Yes	Fire wood
39	Nuasahi UPS, Baliguda (KGBV)	Asbestos roofed house	Classroom	Yes	Yes	Fire wood
40	Alami PUPS	Asbestos roofed house	Classroom	Yes	Not adequate	Fire wood

\*1) No. of schools having potable water facility for cooking and drinking = 40

2) No. of schools having adequate utensils for cooking = 29

3) No. of schools where alternative place of cooking is an open space = Nil

4) No. of schools where alternative place of cooking is school verandah = Nil

5) No. of schools where alternative place of cooking is a tile / tin/asbestos roofed house = 21

6) No. of schools where alternative place of cooking is thatched house = Nil

7) No. of schools where alternative place of cooking is a pucca house of school = 01



8) No. of schools where alternative place of storing is SHG's own house = 16

10) No. of schools where alternative place of storing is HM's room / Classroom / school's store room / Hostel = 19

## 11. Safety and Hygiene:

**Table 11.1: School wise status on safety and hygiene relating to MDM**

Sl. No.	School name	General impression on hygiene of school campus	Children are encouraged to wash hands before and after eating	Children partake meals in an orderly manner	Children conserve water while washing hands and utensils	Cooking process and storage of fuel is safe from fire hazard
1	Sraki PS (RSTC)	Clean	Yes	Yes	Yes	Yes
2	Kendupadar UPS	Clean	Yes	Yes	Yes	Yes
3	Lahabadi PS	Clean	Yes	Yes	Yes	Yes
4	Kaladi UPS (MCS)	Clean	Yes	Yes	Yes	Yes
5	Rojangi UPS	Clean	Yes	Yes	Yes	Yes
6	Titrapanga UPS	Clean	Yes	Yes	Yes	Yes
7	Hatapada UPS	Clean	No	Yes	Yes	Yes
8	Rasimendhi UPS	Clean	Yes	Yes	Yes	Yes
9	Palchi UPS (RSTC)	Clean	Yes	Yes	Yes	Yes
10	Mularojangi PS	Clean	Yes	Yes	Yes	Yes
11	Khamar PS	Clean	Yes	Yes	Yes	Yes
12	Girls' UPS, Kandhamal	Clean	No	Yes	Yes	Yes
13	Keredi UGUPS	Clean	Yes	Yes	Yes	Yes
14	Hatishala UPS	Clean	Yes	Yes	Yes	Yes
15	Lengeri Sahi PS	Clean	Yes	No	Yes	Yes
16	Gudari UPS	Not clean	Yes	Yes	Yes	Yes
17	Phulbanisahi UPS	Clean	No	No	No	Yes
18	Dangulu PUPS	Clean	MDM stopped	MDM stopped	MDM stopped	MDM stopped
19	Bilabadi PS	Clean	Yes	Yes	Yes	Yes
20	Luhurubali PUPS	Clean	No	No	Yes	Yes
21	Govt. UPS, Khajuripada (KGBV)	Not clean	No	No	Yes	Yes
22	Madikunda UPS	Clean	Yes	Yes	Yes	Yes
23	Kambaguda PS	Clean	Yes	Yes	Yes	Yes
24	Block Colony PS	Clean	Yes	Yes	Yes	Yes
25	Majaganda PS	Clean	Yes	Yes	Yes	Yes
26	Tilakapada PS	Not clean	Yes	Yes	Yes	Yes
27	Urdu PS	Not clean	Yes	Yes	Yes	Yes
28	Sartaguda Sevashram	Clean	Yes	Yes	Yes	Yes
29	Nodal UPS, Phiringia (KGBV)	Clean	Yes	Yes	Yes	Yes
30	Teraguda PS	Clean	Yes	Yes	Yes	Yes
31	Girls'UPS, Khajuripada	Not clean	No	Yes	Yes	Yes
32	Narayani PS	Clean	Yes	Yes	Yes	Yes
33	Clambur PS	Clean	Yes	Yes	Yes	Yes
34	ColonySahi PUPS	Clean	Yes	Yes	Yes	Yes
35	Nuaripadar PUPS	Clean	Yes	No	Yes	Yes
36	Bandhasahi PS	Clean	Yes	Yes	Yes	Yes
37	Peonpada PS	Clean	No	Yes	Yes	Yes
38	Budhadani UPS	Clean	Yes	Yes	Yes	Yes
39	Nuasahi UPS, Baliguda (KGBV)	Clean	Yes	Yes	Yes	Yes
40	Alami PUPS	Clean	Yes	Yes	Yes	Yes

\*1) No. of schools having clean school campus = 35

2) No. of schools where children are encouraged to wash hands before and after eating = 32

3) No. of schools where water is conserved by children while washing hands and utensils = 38

4) No. of schools where cooking process and storage of fuel is safe from fire hazard = 39

5) No. of schools where children partake meals in an orderly manner = 34

## 12. Community Participation:

**Table 12.1: Schoolwise status on community participation in MDM supervision and monitoring**

Sl. No.	School name	Extent of participation in MDM supervision and monitoring by			Roster maintained by community for MDM supervision
		Parents	SMC	PRI /ULB	
1	Sraki PS (RSTC)	Everyday	Occasionally	Occasionally	No
2	Kendupadar UPS	Occasionally	Occasionally	Occasionally	No
3	Lahabadi PS	Occasionally	Occasionally	Occasionally	No
4	Kaladi UPS (MCS)	Occasionally	Occasionally	Occasionally	No
5	Rojangi UPS	Occasionally	Occasionally	Occasionally	No
6	Titrapanga UPS	Occasionally	Occasionally	Occasionally	No
7	Hatapada UPS	Occasionally	Everyday	Occasionally	No
8	Rasimendhi UPS	Occasionally	Occasionally	Occasionally	No
9	Palchi UPS (RSTC)	Occasionally	Occasionally	Occasionally	No
10	Mularojangi PS	Occasionally	Everyday	Occasionally	No
11	Khamar PS	Occasionally	Occasionally	Occasionally	No
12	Girls' UPS, Kandhamal	Everyday	Occasionally	Occasionally	No
13	Keredi UGUPS	Occasionally	Everyday	Occasionally	No
14	Hatishala UPS	Occasionally	Occasionally	Occasionally	No
15	Lengeri Sahi PS	Occasionally	Occasionally	Occasionally	No
16	Gudari UPS	Occasionally	Occasionally	Occasionally	No
17	Phulbanisahi UPS	Occasionally	Occasionally	Occasionally	No
18	Dangulu PUPS	Occasionally	Occasionally	Occasionally	No
19	Bilabadi PS	Occasionally	Occasionally	Occasionally	No
20	Luhurubali PUPS	Occasionally	Occasionally	Occasionally	No
21	Govt. UPS, Khajuripada (KGBV)	Not at all	Occasionally	Occasionally	No
22	Madikunda UPS	Occasionally	Occasionally	Occasionally	No
23	Kambaguda PS	Occasionally	Occasionally	Occasionally	No
24	Block Colony PS	Occasionally	Occasionally	Occasionally	No
25	Majaganda PS	Occasionally	Everyday	Occasionally	No
26	Tilakapada PS	Occasionally	Occasionally	Occasionally	No
27	Urdu PS	Occasionally	Occasionally	Not at all	No
28	Sartaguda Sevashram	Occasionally	Everyday	Occasionally	No
29	Nodal UPS, Phiringia (KGBV)	Occasionally	Occasionally	Occasionally	No
30	Teraguda PS	Everyday	Occasionally	Occasionally	No
31	Girls' UPS, Khajuripada	Not at all	Occasionally	Not at all	No
32	Narayani PS	Occasionally	Occasionally	Not at all	No
33	Clambur PS	Occasionally	Everyday	Occasionally	No
34	Colonysahi PUPS	Occasionally	Occasionally	Occasionally	No
35	Nuaripadar PUPS	Occasionally	Occasionally	Not at all	No
36	Bandhasahi PS	Occasionally	Occasionally	Occasionally	No
37	Peonpada PS	Everyday	Everyday	Occasionally	No
38	Budhadani UPS	Occasionally	Occasionally	Occasionally	No
39	Nuasahi UPS, Baliguda (KGBV)	Occasionally	Occasionally	Occasionally	No
40	Alami PUPS	Occasionally	Occasionally	Occasionally	No

\*1) No. of schools where parents supervise and monitor MDM = 38

2) No. of schools where SMC supervise and monitor MDM = 40

3) No. of schools where PRI /ULB supervise and monitor MDM = 36

4) No. of schools where community has maintained a roster for MDM supervision = Nil

**Table 12.2: Schoolwise opinion of community leaders on MDM programme**

Sl. No.	School name	Quantity of MDM per child at primary level	Quantity of MDM per child at upper primary level	Overall impression of MDM programme	From where do you know about MDM?
1	Sraki PS (RSTC)	Very good	-	Good	Teacher
2	Kendupadar UPS	Good	Good	Good	School
3	Lahabadi PS	Very good	-	Satisfactory	Teacher
4	Kaladi UPS (MCS)	Satisfactory	Satisfactory	Satisfactory	Block official
5	Rojangi UPS	Good	Good	Good	Teacher
6	Titrapanga UPS	Good	Good	Good	Teacher
7	Hatapada UPS	Good	Good	Good	School
8	Rasimendhi UPS	Good	Good	Satisfactory	Teacher
9	Palchi UPS (RSTC)	Satisfactory	Satisfactory	Satisfactory	School
10	Mularojangi PS	Very good	-	Satisfactory	Teacher, TV
11	Khamar PS	Good	-	Good	Teacher
12	Girls' UPS, Kandhamal	Good	Good	Good	School
13	Keredi UGUPS	Good	Good	Satisfactory	Teacher
14	Hatishala UPS	Satisfactory	Good	Satisfactory	Block office
15	Lengeri Sahi PS	Good	-	Satisfactory	Teacher, TV
16	Gudari UPS	Good	Good	Satisfactory	Teacher
17	Phulbanisahi UPS	Good	Good	Good	School
18	Dangulu PUPS	Community did not come	Community did not come	Community did not come	Community did not come
19	Bilabadi PS	Satisfactory	-	Satisfactory	Teacher
20	Luhurubali PUPS	Very good	Very good	Satisfactory	Television, Teacher
21	Govt. UPS, Khajuripada (KGBV)	good	Good	Satisfactory	Teacher
22	Madikunda UPS	Good	Good	Good	School
23	Kambaguda PS	Good	-	Satisfactory	Teacher
24	Block Colony PS	Satisfactory	-	Satisfactory	Block official
25	Majaganda PS	Good	-	Satisfactory	Teacher, TV
26	Tilakapada PS	Good	-	Satisfactory	Teacher
27	Urdu PS	Good	-	Good	School
28	Sartaguda Sevashram	Good	Good	Satisfactory	Teacher
29	Nodal UPS, Phiringia (KGBV)	Satisfactory	Good	Satisfactory	Block official
30	Teraguda PS	Good	-	Good	Teacher
31	Girls' UPS, Khajuripada	Good	Good	Satisfactory	Teacher
32	Narayani PS	Good	-	Good	School
33	Clambur PS	Good	-	Satisfactory	Teacher
34	Colonysahi PUPS	Satisfactory	Satisfactory	Satisfactory	Teacher
35	Nuaripadar PUPS	Satisfactory	Poor	Good	School
36	Bandhasahi PS	Good	-	Satisfactory	Teacher
37	Peonpada PS	Good	-	Good	School
38	Budhadani UPS	Good	Satisfactory	Satisfactory	Teacher
39	Nuasahi UPS, Baliguda (KGBV)	Satisfactory	Satisfactory	Satisfactory	Block official
40	Alami PUPS	Good	Good	Satisfactory	Teacher

\*1) No. of schools where community has opined that quantity of MDM at primary level is poor = Nil

2) No. of schools where community has opined that quantity of MDM at upper primary level is poor = Nil

3) No. of schools where overall impression of community on MDM is average = Nil

### 13. Inspection and Supervision:

**Table 13.1: Schoolwise status on inspection and supervision of MDM programme by MDM officials since 1-4-11**

Sl. No.	School name	Inspection/supervision done by State level officials		Inspection/supervision done by District level officials		Inspection/supervision done by Block level officials	
		No. of times done	Remarks given	No. of times done	Remarks given	No. of times done	Remarks given
1	Sraki PS (RSTC)	Nil	-	Nil	-	Nil	-
2	Kendupadar UPS	Nil	-	Nil	-	1	No
3	Lahabadi PS	Nil	-	Nil	-	Nil	-
4	Kaladi UPS (MCS)	Nil	-	Nil	-	Nil	-
5	Rojangi UPS	Nil	-	Nil	-	2	Quality of rice and dal very good
6	Titrapanga UPS	Nil	-	Nil	-	Nil	-
7	Hatapada UPS	Nil	-	Nil	-	Nil	-
8	Rasimendhi UPS	Nil	-	Nil	-	Nil	-
9	Palchi UPS (RSTC)	Nil	-	Nil	-	Nil	-
10	Mularojangi PS	Nil	-	Nil	-	2	No
11	Khamar PS	Nil	-	Nil	-	Nil	-
12	Girls' UPS, Kandhamal	Nil	-	Nil	-	2	No
13	Keredi UGUPS	Nil	-	Nil	-	Nil	-
14	Hatishala UPS	Nil	-	Nil	-	Nil	-
15	Lengeri Sahi PS	Nil	-	Nil	-	3	No
16	Gudari UPS	Nil	-	Nil	-	Nil	-
17	Phulbanisahi UPS	Nil	-	Nil	-	1	No
18	Dangulu PUPS	Nil	-	Nil	-	Nil	-
19	Bilabadi PS	Nil	-	Nil	-	Nil	-
20	Luhurubali PUPS	Nil	-	Nil	-	4	No
21	Govt. UPS, Khajuripada (KGBV)	Nil	-	Nil	-	Nil	-
22	Madikunda UPS	Nil	-	Nil	-	Nil	-
23	Kambaguda PS	Nil	-	Nil	-	Nil	-
24	Block Colony PS	Nil	-	Nil	-	Nil	-
25	Majaganda PS	Nil	-	Nil	-	1	Good
26	Tilakapada PS	Nil	-	Nil	-	Nil	-
27	Urdu PS	Nil	-	Nil	-	Nil	-
28	Sartaguda Sevashram	Nil	-	Nil	-	Nil	-
29	Nodal UPS, Phiringia (KGBV)	Nil	-	Nil	-	Nil	-
30	Teraguda PS	Nil	-	Nil	-	Nil	-
31	Girls'UPS, Khajuripada	Nil	-	Nil	-	Nil	-
32	Narayani PS	Nil	-	Nil	-	Nil	-
33	Clambur PS	Nil	-	Nil	-	Nil	-
34	Colonysahi PUPS	Nil	-	Nil	-	Nil	-
35	Nuaripadar PUPS	Nil	-	Nil	-	Nil	-
36	Bandhasahi PS	Nil	-	Nil	-	Nil	-
37	Peonpada PS	Nil	-	Nil	-	Nil	-
38	Budhadani UPS	Nil	-	Nil	-	Nil	-
39	Nuasahi UPS, Baliguda (KGBV)	Nil	-	Nil	-	Nil	-
40	Alami PUPS	Nil	-	Nil	-	Nil	-

\*1) No. of schools inspected/supervised by State level officials since 1-4-11 = Nil

2) No. of schools where inspected/supervised by District level officials since 1-4-11 = Nil

3) No. of schools where inspected/supervised by Block level officials since 1-4-11 = 08

#### 14. Impact:

**Table 14.1: Schoolwise opinion of parents, teachers and students on impact of MDM**

Sl. No.	School name	MDM has improved the enrollment and attendance of children	MDM has improved the general health of children	MDM has improved the nutritional status of children
1	Sraki PS (RSTC)	Yes	Yes	Yes
2	Kendupadar UPS	Yes	Yes	Yes
3	Lahabadi PS	Yes	Yes	Yes
4	Kaladi UPS (MCS)	Yes	Yes	Yes
5	Rojangi UPS	Yes	Yes	Yes
6	Titrapanga UPS	Yes	Yes	Can't say
7	Hatapada UPS	Yes	Yes	Yes
8	Rasimendhi UPS	Yes	Yes	Yes
9	Palchi UPS (RSTC)	Yes	Yes	Yes
10	Mularojangi PS	Yes	Yes	Yes
11	Khamar PS	Yes	Yes	Can't say
12	Girls' UPS, Kandhamal	Yes	Yes	Can't say
13	Keredi UGUPS	Yes	Yes	Yes
14	Hatishala UPS	Yes	Yes	Yes
15	Lengeri Sahi PS	Yes	Yes	Yes
16	Gudari UPS	Yes	Yes	Yes
17	Phulbanisahi UPS	Yes	Yes	Yes
18	Dangulu PUPS	Yes	Yes	Yes
19	Bilabadi PS	Yes	Yes	Yes
20	Luhurubali PUPS	Yes	Yes	Yes
21	Govt. UPS, Khajuripada (KGBV)	Yes	Yes	Can't say
22	Madikunda UPS	No	No	Can't say
23	Kambaguda PS	Yes	Yes	Yes
24	Block Colony PS	Yes	Yes	Yes
25	Majaganda PS	Yes	No	Yes
26	Tilakapada PS	Yes	Yes	Can't say
27	Urdu PS	Yes	Yes	Can't say
28	Sartaguda Sevashram	Yes	Yes	Yes
29	Nodal UPS, Phiringia (KGBV)	Yes	Yes	Yes
30	Teraguda PS	Yes	Yes	Yes
31	Girls'UPS, Khajuripada	Yes	Yes	Can't say
32	Narayani PS	No	Yes	Yes
33	Clambur PS	Yes	Yes	Yes
34	Colonysahi PUPS	Yes	Yes	Yes
35	Nuaripadar PUPS	Yes	Yes	Can't say
36	Bandhasahi PS	Yes	Yes	Can't say
37	Peonpada PS	No	Yes	No
38	Budhadani UPS	Yes	Yes	Yes
39	Nuasahi UPS, Baliguda (KGBV)	Yes	Yes	Yes
40	Alami PUPS	Yes	No	Can't say

\*1) No. of schools where parents, teachers and students have opined that MDM has improved students' enrollment and attendance =37

2) No. of schools where parents, teachers and students have opined that MDM has improved general health of children = 37

3) No. of schools where parents, teachers and students have opined that MDM has improved nutritional status of children = 28

# **BOUDH DISTRICT**

## **Introduction:**

Boudh District is located in the central region of ODISHA State. It has 771 number of schools covered under SSA. The District office concerned with MDM scheme is located at Boudh town. In order to implement MDM activities, District as well as Block level officials have been engaged. Besides, the teachers, SMC members and PRI members are also allowed to supervise the MDM scheme at school level. As per the MDM guidelines, rice is provided to the SHG/SMC who prepares and provides MDM purchasing dal, egg, mealmakers, vegetables and fuel. Each school is to get the cooking cost in advance every month and produce the expenditure statement along with vouchers to the Block office every month for release of the expenditure amount.

## **Procedure and criteria adopted for selection of sample schools:**

As per the MoU and ToR, 40 schools have been identified in discussion with the DPO staffs of Sarva Shiksha Abhiyan of the District on 27-6-11 for monitoring of MDM activities at school level. The guidelines mentioned in the ToR have been followed for school selection. The 40 schools include 8 urban schools and 32 rural schools. The school wise details of criteria basing upon which the sample schools have been identified have been reflected in the DPO's **letter no. 1592(3)/REMS/11 dtd. 27-6-2011** placed at page 50. Out of the 40 sample schools, **18** are primary schools (PS) and the rest upper primary schools (UPS). Each of the 40 sample schools has been visited by 01 of the members of the monitoring team who has spent 01 full day at the school to collect the MDM related data as per the format prescribed by the MHRD, GoI. The Nodal Officer has also visited one-third of the 40 sample schools as per the ToR. The data have been obtained by interacting with children, teachers, cook, helper, SHG/SMC/NGO providing MDM at school point and by observing the process of MDM preparation, storage and distribution. The data then have been cross-checked, cleaned and tabulated for analysis in respect of different aspects of the MDM scheme.



# Mid-Day Meal Scheme:

(i)	Name of the Monitoring Institution	NCDS
(ii)	Period of the report	1-04-2011 to 30-9-2011
(iii)	Name of the District	BOUDH
(iv)	Date of visit to the Districts/Schools	7-7-11 to 16-7-11

1.	<p><b><u>REGULARITY IN SERVING MEAL:</u></b> Whether the school is serving hot cooked meal daily? If there was interruption, what was the extent and reasons for the same?</p>	Students, Teachers & Parents																		
	<p>The MI has visited 40 schools and has found that hot cooked meal is served in every school. In 15 of these schools since 1-4-11 provision of MDM has been stopped for some days (for school wise details, see Table 1.1 at page 52). The reasons for interruption of MDM provision are: (1) lack of dal/ rice, (2) illness of cook, (3) kitchen repairing, and (4) less attendance (For school wise details, see Table 1.1). Due to lack of rice supply, MDM provision was stopped in 10 schools.</p>																			
2.	<p><b><u>TRENDS:</u></b> Extent of variation (As per school records vis-à-vis Actuals on the day of visit)</p> <table border="1"> <thead> <tr> <th>No.</th> <th>Details</th> <th>On the day of visit</th> </tr> </thead> <tbody> <tr> <td>i.</td> <td>Enrollment</td> <td>5614</td> </tr> <tr> <td>ii.</td> <td>No. of children opted for MDM</td> <td>5416</td> </tr> <tr> <td>iii.</td> <td>No. of children attending the school on the day of visit</td> <td>4363</td> </tr> <tr> <td>iv.</td> <td>No. of children availing MDM as per MDM Register</td> <td>3937</td> </tr> <tr> <td>v.</td> <td>No. of children actually availing MDM on the day of visit</td> <td>3776</td> </tr> </tbody> </table>	No.	Details	On the day of visit	i.	Enrollment	5614	ii.	No. of children opted for MDM	5416	iii.	No. of children attending the school on the day of visit	4363	iv.	No. of children availing MDM as per MDM Register	3937	v.	No. of children actually availing MDM on the day of visit	3776	School level registers, MDM Registers Head Teachers, Schools level MDM functionaries / Observation of the monitoring team.
	No.	Details	On the day of visit																	
i.	Enrollment	5614																		
ii.	No. of children opted for MDM	5416																		
iii.	No. of children attending the school on the day of visit	4363																		
iv.	No. of children availing MDM as per MDM Register	3937																		
v.	No. of children actually availing MDM on the day of visit	3776																		
<p>Many children do not get MDM because they do not come to schools. In some schools, some children who have come to schools also do not take MDM. They go to home to take home made food. In the 40 sample schools, 5614 children have been enrolled and for 5416 children rice is supplied. On the day of MI's visit, 4363 children (77.7%) have attended the school, but 3776 (67.3%) children have taken MDM (For school wise details, see Table 2.1 at page 53). The main reasons for which children do not come to school need to be explored. The DPO should physically verify the actually enrolled children. Some of the enrolled children have been found, from the Students Attendance Register, to be either long absentees or not coming to school at all since 1-4-11. These may include fake-enrolled or children enrolled in more than one school. A detailed examination of the actually enrolled children, cluster or block-wise, may reduce the percentage of enrolled children not taking MDM because they do not come to school.</p>																				

The change of diet policy from “same diets everyday” (Bhata and dalma) to “varied, diets every day” has been appreciated by children and hence the MDM consumption rate has become 67.3 per cent. Further, the gap between the percentage of children availed MDM as per the MDM register and the percentage of children actually availed MDM has also become only 2.8 per cent and there is a valid reason behind it. In 27 (67.5%) out of the 40 sample schools (See table 2.1 at page 53 for schoolwise details), in prayer class (at 10 AM) the students are being asked by teachers/ Student Food Minister to raise hands for opting to take MDM on the day and accordingly the MDM food is cooked for only the willing students. Therefore, in these 27 schools, the number of children availed MDM as per the MDM register is same or slightly less than the actual number of children taken MDM. Consequently, no amount of cooked MDM item, has been found to be unconsumed / waste in these 27 schools.

In the other 13 schools, this process is not being practiced, MDM food items are cooked for all those children present in the school as per the attendance register. No body (SMC/SHG/teacher/school cabinet) asks the children whether for any reason any of them is not interested to take MDM on the day. It is presumed that every body is to consume MDM. Consequently, some of the children, although MDM has been cooked for them, have been noticed not to eat the MDM food items. The following are the reasons for which children come to school but do not take MDM.

- Children go to home to take food during recess.
- MDM food items are not tasty.
- Children have brought tiffin from home.
- Children have not brought eating utensil and the schools have no utenils to provide them.

**REGULARITY IN DELIVERING FOOD GRAINS TO SCHOOL LEVEL:**

**(iii) Is school receiving food grain regularly? If there is delay in delivering food grains, what is the extent of delay and reasons for the same?**

**School level registers, MDM Registers, Head Teacher, School level MDM functionaries.**

3.

Out of the 40 sample schools, 37 schools have received rice regularly since 1-4-11. In 03 schools, rice has been received in 15 days to 01 month delay (For school wise details, see Table 3.1 at page 54 ). Dal, vegetable, mealmaker and eggs are procured from local markets. The delay in supply of rice has been made due to official reasons which need to be further explored.

<b>(iv) Is buffer stock of one-month's requirement is maintained?</b>	<b>School level registers, MDM Registers, Head Teacher, School level MDM functionaries</b>
There is a buffer stock of one month's requirement of rice in 22 out of the 40 sample schools (For school wise details see, Table 3.1). The Block officials have adopted no mechanism to monitor the quantum of availability of buffer stock of rice.	
<b>(iii) Is the quantity of food grains supplied as per the marked / indicated weight?</b>	
In 29 out of 40 schools, rice has been supplied less than the marked weight of the bag (i.e. 50kg). Rice has been received less up to 2 to 6 kg. per 50 kg. bag (for schoolwise details see Table 3.1) The Block/ District Officers have not taken appropriate measures to address this problem.	
<b>(iv) Is the food grains delivered at the school?</b>	<b>School level registers, MDM Registers, Head Teacher, School level MDM functionaries</b>
Rice is delivered at schools in 30 out of 40 sample schools. In other schools, rice has been delivered at SHG house (For school wise details, see Table 3.1).	
<b>(v) Is the quality of food grain good?</b>	
In 39 out of 40 sample schools, the rice received has been of good quality. In 01 school, rice gives bad smell (For school wise details, see Table 3.2 at page 55 ).	
<b><u>REGULARITY IN DELIVERING COOKING COST TO SCHOOL LEVEL:</u></b> <b>(iv) Is school receiving cooking cost in advance regularly? If there is delay in delivering cooking costm what is the extent of delay and reasons for it?</b>	<b>School level registers, MDM Registers, Head Teacher, School level MDM functionaries.</b>
<b>4.</b>	Only 13 out of the 40 sample schools have received the cooking cost in advance regularly. The extent of delay of receiving cooking cost has ranged from 1 to 3months. The main reasons of such delay have been: (1) delay by Block office to release the cooking cost, (2) delay in the submission of vouchers and expenditure statement by SMC/SHG to Block Office and (3) delay to open the MDM account by SHG / SMC (See Table 4.1 at page 56 for school-wise details.) The strategy of releasing cooking advance needs improvement. The fuel price payment is not sufficient in case of PS having less than 100 student strength. Same is the case with purchase of eggs.
<b>(v) In case of delay, how schools manage to ensure that there is no disruption in the feeding programme?</b>	<b>School level registers, MDM Registers, Head Teacher, School level MDM functionaries.</b>

	<p>In case of delay, the SHGs have utilized their own fund; the HMs have utilized their own fund; and the SMC members have utilized their own fund (For school wise details, see Table 4.1 at page 56). In case of delay in release of advance cooking cost, the HMs have been verbally instructed by the DI/BDO to manage MDM. Thus MDM rules are tacitly violated</p>	
	<p><b>(vi) Is cooking cost paid by Cash or through banking channel?</b></p>	<p><b>School level registers, MDM Registers, Head Teacher, School level MDM functionaries.</b></p>
	<p>The cooking cost has been received only through bank (for school wise details, see Table 4.1).</p>	
5.	<p><b><u>SOCIAL EQUITY:</u></b> <b>Did you observe any gender or caste or community discrimination in cooking or serving or seating arrangements?</b></p>	<p><b>Observations</b></p>
	<p>In 39 out of the sample 40 schools, the MI has not noticed any discrimination in cooking, serving and sitting arrangement for MDM basing upon gender, caste or community (For school wise details, see Table 5.1 at page 57 ). Only in Amthapada PUPS, caste based discrimination in seat arrangement for MDM has been found SC children sit separately and eat MDM.</p>	
6.	<p><b><u>VARIETY OF MENU:</u></b> <b>(iv) Has the school displayed its weekly menu, and is it able to adhere to the menu displayed?</b></p>	<p><b>Observations and discussion with children teachers, parents, VEC members, Gram Panchayat members and cooks.</b></p>
	<p>16 out of the 40 sample schools have displayed their weekly menu at a visible place. This menu has been prepared by the State Government. However in all 40 sample schools except one, the MDM is prepared everyday as per this weekly menu (for school wise details, see Table 6.1 at page 58)</p>	
	<p><b>(v) Is there variety in the food served or is the same food served daily?</b></p>	<p><b>Observations and discussion with children teachers, parents, VEC members, Gram Panchayat members and cooks.</b></p>
	<p>In 39 out of the 40 sample schools different food items are provided to children daily. The food items have been decided by the State Government keeping in view the nutritional requirement of the children.</p>	
	<p><b>(vi) Does the daily menu include rice / wheat preparation, dal and vegetables?</b></p>	<p><b>Observations and discussion with children teachers, parents, VEC members, Gram Panchayat members and cooks.</b></p>
<p>In all 40 sample schools, the daily menu includes rice and vegetables every day. Dal is part of daily menu in 39 out of 40 sample schools for 02 days every week. Wheat is not given at all (For school wise details, see Table 6.1).</p>		

7.	<b><u>QUALITY &amp; QUANTITY OF MEAL:</u></b> <b>Feedback from children on</b> <b>c) Quality of meal:</b>	<b>Observations of Investigation during MDM service</b>
	In 39 out of 40 sample schools, children have appreciated the quality of rice and in 38 schools, children have appreciated the quality of curry and dal (For school wise details, see Table 7.1 at page 59).	
	<b>d) Quantity of meal:</b>	<b>Observations of Investigation during MDM service</b>
	In 36 out of the 40 sample schools, children have appreciated the quantity of rice and in 38 schools, they have appreciated the quantity of dal and curry served to them (For school wise details, see Table 7.1)	
	<b>c) {If children were not happy Please give reasons and suggestions to improve.}</b>	<b>Observations of Investigation during MDM service</b>
The children of 02 schools have expressed unhappiness over the quality of dalma and egg curry mainly because they are very dilute (For school wise details, see Table 7.1). In 04 schools, the children get less quantity of rice.		
8.	<b><u>SUPPLEMENTARY:</u></b> <b>(ii) Is there school Health Card maintained for each child?</b>	<b>Teachers, Students, School Record</b>
	In 17 out of the 40 sample schools, health card has been kept for the children (For school wise details, see Table 8.1 at page 60). However, the health cards do not contain any health related information.	
	<b>(ii) No. of times health check up of children done since 1-4-2011.</b>	
	Health check up of children has been done in 02 schools since 1-4-2011 and it has been done only once in these schools (for school wise details, see Table 8.1).	
	<b>(iii) Whether children are given micronutrients (Iron, folic acid, vitamin – A dosage) and de-worming medicine periodically?</b>	<b>Teachers, Students, School Record</b>
	In none of the 40 sample schools, iron tablets, Vitamin A tablets have been given periodically (for school wise details, see Table 8.1 at page 60). In 01 school, the de-worming medicines have been given only once since 1-4-11.	
	<b>(iv) Who administers these medicines and at what frequency?</b>	<b>Teachers, Students, School Record</b>
	The medicines have been provided by the State Government.	
<b>(v) No. of times these medicines have been given since 1-4-2011.</b>		
The de-worming medicines have been given only once in the school (See Table 8.1).		

<p><b><u>STATUS OF COOKS:</u></b></p> <p><b>(ii) Who cooks and serves the meal? (Cook/helper appointed by the Department or Self Help Group, or NGO or Contractor)</b></p>	<p><b>Observations and discussion with children teachers, parents, VEC members, Gram Panchayat members and cooks.</b></p>
<p>Out of the 40 sample schools, Cook and Helper have been engaged by SHG in 21 schools and in 19 schools by SMC (For school wise details, see Table 9.1 at page 61 ).</p>	
<p><b>(ii) Is the number of Cooks and Helpers engaged as per Govt. of India norms?</b></p>	<p><b>Observations and discussion with children teachers, parents, VEC members, Gram Panchayat members and cooks.</b></p>
<p>As per the Government of India norms ( vide, Lr. F. No. 5-1 / 2010-MDM-2-1 Govt. of India, MHRD, Department of School and Mass Education and Literacy, MDM Division Dt:30-04-2010), 01 cook-cum-helper shall be engaged to a school up to 25 students. 02 cook-cum-helpers for schools having 26 to 100 students. And 01 additional cook-cum-helper.</p> <p>This norm is not followed in Orissa. On the other hand, irrespective of the student strength, a school has 01 cook and 01 helper (For school wise details, see Table 9.1 at page 61).Further, out of the 40 sample schools, 29 schools have number of cook and helpers as per the GoI norm (For school wise details, see Table 9.1).</p>	
<p><b>( iii )What is remuneration paid to cooks/helpers?</b></p>	<p><b>Observations and discussion with children teachers, parents, VEC members, Gram Panchayat members and cooks.</b></p>
<p>The Cook is paid Rs.600/- per month and the Helper is paid Rs.400/- per month in all sample schools. (For school wise details, see Table 9.1). As per the State Govt.'s commitment in the 2011 PAB meeting, the Cook/Helper is to get Rs.1000/- per month but this has not been implemented so far.</p>	
<p><b>(iv) Are the remuneration paid to cooks/helpers regularly?</b></p>	<p><b>Observations and discussion with children teachers, parents, VEC members, Gram Panchayat members and cooks.</b></p>
<p>In only 02 schools the Cook and Helper have got their remuneration regularly. In 37 schools, they have got their remunerations with a delay of 2 to 3 months in different schools (For school wise details, see Table 9.1). As per the current MDM rules of the State, the Cook and Helper are to get their remuneration every month regularly.</p>	
<p><b>(v) Social Composition of cooks /helpers? (SC/ST/OBE/Minority)</b></p>	<p><b>Observations and discussion with children teachers, parents, VEC members, Gram Panchayat members and cooks.</b></p>

9.

	<p>In 39 out of the sample 40 schools, the Cook belongs to SC/ ST/ OBC/ minority community. In 38 schools, the Helper belongs to SC/ST/OBC/minority community (For school wise details, see Table 9.1). Thus employment facility is given to the backward communities on priority.</p>	
10.	<p><b><u>INFRASTRUCTURE:</u></b>  <b>1) Is a pucca kitchen shed-cum-store:</b>  <b>(f) Constructed and in use</b>  <b>(g) Constructed but not in use under</b>  <b>(h) Under construction</b>  <b>(i) Sanctioned, but constructed not started</b>  <b>(j) Not sanctioned</b>  <b>Any other (specify)</b></p>	<p><b>School records, discussion with head teacher, teacher, VEC, Gram Panchayat members.</b></p>
	<p>Out of the 40 sample schools, pucca kitchen shed is not sanctioned for 08 schools. In 04 schools, the pucca kitchen shed-cum-store that has been constructed is in use for both cooking and storing. In 11 schools, it is constructed but is not used for cooking and in 15 schools it is constructed but not in use for storing. In 06 schools, it is under construction whereas in 01 school it is sanctioned but the construction work has not started (For school wise details, see Table 10.1 at page 62 ). In 20 out of 24 sample schools, the pucca kitchen shed cum-store constructed with MDM grant of Rs.60,000/- are not used for cooking or storing or for both.</p>	
	<p><b>2. Construction grant received under which scheme?</b></p>	
	<p>All the schools who have got the sanction for constructing the kitchen-cum-store have got it under the MDM scheme (For school wise details, see Table 10.1).</p>	
	<p><b>3. Reason for not using the constructed kitchen-cum-store for cooking and storing</b></p> <p>The constructed kitchen-cum-store is not used for cooking because kitchen lacks hearth (02 schools), smoke problem (01 school), space shortage (02 schools), using old kitchen (02 schools), or other reasons (4 schools). Further, the same is not used for storing because of space shortage (05 schools), fear of theft (07 schools), or other reasons (03 schools) (For school wise details, see Table 10.1).</p>	
11.	<p><b>In case the pucca kitchen shed is not available, where is the food being cooked and where are the food grains/other ingredients being stored.</b></p>	<p><b>Discussion with head teacher, teacher, VEC, Gram Panchayat members, Observation</b></p>

	<p>There are 27 out of the 40 sample schools where pucca kitchen is not used for cooking MDM. Out of these, in no school, MDM is cooked in open place. In 04 schools, it is cooked on school verandah. In 03 schools, it is cooked in a thatched house whereas in 16 schools, it is cooked in an asbestos / tin / tile roofed house and in 04 schools, it is cooked in other categories of places.</p> <p>There are 31 schools where MDM is not stored in a pucca kitchen-cum-store. In 20 of these schools food grains are stored in HM's room / classroom / store room of school/ unused room of school/old kitchen / etc whereas in 11 schools it is stored in SHG house (For school wise details, see Table 10.2 at page 63 ).</p>	
12.	<b>Whether potable water is available for cooking and drinking purpose?</b>	<b>Discussion with head teacher, teacher, VEC, Gram Panchayat members, Observation</b>
	In 37 out of the 40 sample schools, potable water is available for cooking and drinking purpose (For school wise details, see Table 10.2).	
13.	<b>Whether utensils used for king food are adequate?</b>	<b>Teachers/Organizer of MDM Programme</b>
	In 23 out of 40 sample schools, adequate utensils are available for cooking MDM (For school wise details, see Table 10.2)	
14.	<b>What is the kind of fuel used? (Gas based/firewood etc.)</b>	<b>Observation</b>
	In 39 schools, firewood is used as fuel. In 01 school, gas is used as fuel (For school wise details, see Table 10.2).	
15.	<b><u>SAFETY &amp; HYGIENE:</u></b> <b>i. General Impression of the environment, Safety and hygiene:</b>	<b>Observation</b>
	In 38 out of 40 sample schools, clean and safe environment exists (For school wise details, see Table 11.1 at page 64 ). Every day the school campus and classrooms are cleaned by the students.	
	<b>ii. Are children encouraged to wash hands before and after eating</b>	<b>Observation</b>
	In 38 out of 40 sample schools, children are encouraged by the teachers to wash hands using soap and water both before and after eating MDM. (For school wise details, see Table 11.1).	
	<b>iii. Do the children partake meals in an orderly manner?</b>	<b>observation</b>
	In all the 40 sample schools children are seen to partake MDM in an orderly manner (Table 11.1).	
	<b>iv. Conservation of water?</b>	<b>Observation</b>



	In all 40 sample schools, children are found to conserve water while washing hands and utensils (For school wise details, see Table 11.1).	
	<b>v. Is the cooking process and storage of fuel safe, not posing any fire hazard?</b>	<b>observation</b>
	In all 40 sample schools, cooking and storage places are found to be safe from any fire hazard (Table 11.1).	
<b>16.</b>	<b>COMMUNITY PARTICIPATION:</b> <b>1) Extent of participation by Parents/ VECs /Panchayats /Urban bodies in daily supervision, monitoring, participation</b>	<b>Discussion with head teacher, teacher, VEC, Gram Panchayat members</b>
	In 34 schools parents supervise and monitor the MDM. In 39 sample schools SMC and in 28 schools PRI/ULB supervise and monitor MDM (For school wise details, see Table 12.1 at page 65 ). In some schools, they supervise every day whereas in other schools, they supervise occasionally.	
	<b>2) Any roster maintained by community for supervision of MDM?</b>	
	Roster is not maintained in all 40 sample schools (Table 12.1).	
	<b>3) (a) opinion of community on quantity of MDM per child at primary level</b>	
	In none of 40 sample schools, the community has opined that the quantity of MDM per child at primary level is poor (For school wise details, see Table 12.2 at page 66).	
	<b>(b) Opinion of community on quantity of MDM per child at upper primary level.</b>	
	In none of the 40 sample schools, the community has opined that the quantity of MDM per child at upper primary level is poor (For school wise details, see Table 12.2 at page 66 ).	
	<b>(c) Overall impression of MDM programme.</b>	
	In none of the 40 schools, the overall impression of community on MDM is average (Table 12.2).	
<b>17.</b>	<b>INSPECTION &amp; SUPERVISION</b> <b>Has the mid day meal programme been inspected by any state/district/block level officers/officials?</b>	<b>School records, discussion with head teacher, teachers, VEC, Gram Panchayat members</b>
	The community has known about MDM from various sources like Block Official, teacher and school (For school wise details, see Table 12.2).	

	<p>In 04 schools the Block level officers have inspected MDM programme. The State level officers and District level officers have visited no school since 1-4-2011 (For school wise details, see Table 13.1 at page 67 ). In all cases, these officers have not given any written remarks regarding MDM.</p>	
18.	<p><b>IMPACT</b></p> <p><b>Has the mid day meal improved the enrollment, attendance of children in school, general well being (nutritional status) of children? Is there any other incidental benefits due to serving cooked meal in schools.</b></p>	<p><b>School records, discussion with head teacher, teachers, students, VEC, Gram Panchayat members.</b></p>
	<p>In 38 sample schools, parents, teachers and students have opined that MDM has improved students' enrollment and attendance. In 35 schools they have opined that MDM has improved general health of children. In 23 schools they have opined that MDM has improved nutritional status of children (For school wise details, see Table 14.1 at page 68).</p>	

### Major Issues:

1. **Issue of non-provision of MDM on working days.**
  - Limited only to 15 (37.5%) out of 40 sample schools.
  - Reason is lack of supply of rice to 10 out of 15 schools.
  
2. **Issue of large number (22.3%) of the enrolled children not coming to school and hence unable to take MDM.**
  - Many children are either long absentees or have not at all come to school since 1-4-11.
  - The reason may be fake enrollment or enrollment in more than one school.
  
3. **Issues of children (10.4%) denying to take MDM although have attended the school.**
  - The quantum of such children has been found only in 15 out of the 40 sample schools.
  - The reasons are many: (1) children going to home to take food; (2) children not eating owing to lack of utensils; (3) children eating home-made tiffin and (4) MDM food items are not tasty.
  
4. **Issue of cooked MDM food items not consumed by some (2.8%) children, although MDM has been cooked for them.**
  - The quantum of such children has been found only in 13 out of the 40 sample schools.
  - The reason is the lack of attempt to count before cooking MDM, the number of children who would not take MDM and not to cook MDM for them.

## **5. Issue of not releasing cooking cost in advance regularly**

- As per the new MDM policy, the State is to release the cooking cost in advance by the first week of every month to the bank account of the SHG/SMC managing the MDM at school level. All SHGs / SMCs managing MDM have therefore been asked to open a separate MDM bank account in March 2011. The State Govt. has also adopted a policy to release the advance cooking cost Rs.10, 000/- or Rs.15, 000/- depending on the students strength of the school. The MI has observed that 27 out of the 40 sample schools have not got this advance regularly.
- The reasons are: (1) delayed or no submission of vouchers and expenditure statement by SHG/SMC to the Block office, (2) delay by the Block Officers to release the cooking cost in advance every month, (3) delayed or no opening of MDM bank account, and (4) allotment not released.

## **6. Issue of managing the fuel cost in primary schools with students enrollment <100.**

- At present the fuel cost given at primary school level is 22 paise per child per day. When in schools, the students attendance become less, say for instance 50, the actual expenditure against fuel becomes more than the available cooking cost.
- Expenditure on fuel for cooking MDM for 50 children of a Primary School is almost same as that for 50 children of an upper primary school for given number of MDM items. Then why should we pay 22 paise per child per day for primary school and 40 paise per child per day for upper primary school.
- In many schools, MDM for both primary and upper primary students is cooked together leading to a combined fuel expenditure.

## **7. Issue of engaging Head Teachers in managing MDM**

The Head Teachers in some schools are compelled under the following circumstances to procure and manage MDM.

- BDO/DI of schools verbally instructs the Head Teachers during meetings not to stop provision of MDM at any cost. Written letter in this regard is not circulated. Thus tacitly the MDM rule 6 is violated by the authorities who are supposed to protect it.
- SMC members take plea that they do not have time to manage MDM but urge that children should get MDM everyday and request the Head Teachers to manage MDM.
- In the event of delay in payment of advance cooking cost, some SHGs are not willing to manage MDM utilizing their own fund.

- 8. Less and irregular payment of remuneration to Cook and Helper.**
  - Cooks and Helpers of all schools are paid much less than the Government of India norm and are not regularly paid every month.
  
- 9. Issue of no health check up and no provision of Vit A, iron tablets and de-worming tablets.**
  - Health check up has been done in a very limited schools. Vit. A, iron tablets and de-worming tablets are not given to children.
  
- 10. Issue of no use of pucca kitchen shed-cum-store.**
  - There are 24 schools where pucca kitchen shed-cum-store has been constructed under the MDM scheme but in 20 of them, it is not used either for cooking or for storing or for both purposes. The reasons are varied from school to school but the main three of them are space shortage, fear of theft and smoke problem.
  
- 11. Issue of inadequate availability of cooking utensils.**
  - About half of the sample schools face difficulty in cooking and serving MDM due to inadequate availability of cooking utensils.
  
- 12. Issue of lack of supervision and monitoring of MDM**
  - The management of MDM is not properly monitored and supervised by the concerned officers at all levels and this has yielded gross mismanagement of MDM. Food grains are supplied less than the weighted amount. Food grains are not timely supplied. MDM is cooked for children who do not eat it. The constructed pucca kitchen shed-cum-store is not utilized for cooking and storing. Cook and Helper do not receive their remuneration regularly every month. Cooking cost advance is not released to school regularly every month.
  
- 13. Issue of lack of proper weighing system for measuring the weight of food grains and vegetables and the weight of children.**
  - In none of the 40 sample schools, weight of children is measured to know their nutritional status. Similarly, the weight of food grains and vegetables is not accurately measured. It is roughly assessed.
  
- 14. Issue of supply of rice 02 to 06 kg. less per each 50 kg. bag of rice.**

- In 29 schools this issue is marked and the SHG/SMC are compelled to sign on receipt to have received 50 kg. of rice per bag by the rice supplier at school / SHG point.


## **Suggestions:**

1. Rice stock availability at school be recorded every month and accordingly the required amount of rice be supplied with only 01 month of buffer stock.
2. Physical verification of the enrolled children at every school be made and the cases of fake/multiple enrollment be identified and quashed out.
3. Eating utensils be made available at each school. MDM food items be made more tasty with provision of more quantum of dal and vegetables per child per day. School gate may be closed during recess hours and children be motivated to eat MDM together with other children. Neat and clean dinning space be provided so that the children will like to eat in a safe place throughout the year. Each school be provided with a pucca dinning hall having vitrified tiled floor, sitting space as per enrollment strength, safe drinking water facility and facility for washing utensils and hands with soap and water.
4. Each school be instructed to identify, at morning prayer class every day, the children who would opt for taking MDM and MDM be cooked only for them.
5. The Head Teachers, SHGs and SMCs may be given onsite support relating to timely submission of vouchers and expenditure statement to the Block Office. Adequate supporting staff may be provided to facilitate the Block office in releasing the advance cooking cost regularly by the 1<sup>st</sup> week of every month.
6. Fuel cost for a primary student be made same as that for an upper primary student. Keeping in view, the present market price of firewood, the fuel cost may be revised by the appropriate authority.
7. The government officers like BDO/DI/SI of schools may be made accountable for giving any verbal instruction to the Head Teachers not to stop provision of MDM at any cost and thus compelling them to manage MDM.

8. No Head Teacher/ teacher be made accountable for any kind of discrepancy or stoppage in the management or procurement of MDM.
9. The roles of SMC, SHG and teachers relating to MDM management be displayed in flex board in a visible place in school for generating awareness as well as transparency of MDM rules.
10. Each Cook/ Helper be posted as Cook-cum-Helper and be paid Rs.1000/- per month as remuneration. The Govt. of India norm relating to posting of the number of Cook-cum-Helper as per the student strength of school be adopted soon.
11. The State should take steps to cover all elementary schools under the NRHM scheme for regular health check up and provision of vit. A, iron and de-worming tablets to children.
12. For each kitchen shed-cum-store, a chimney may be constructed for release of smoke. Shelves may be prepared for storage of food grains and fire wood inside the kitchen shed-cum-store using the maintenance grant. In case of schools having more than 100 children, additional grant may be given for construction of 01/ 02 more pucca kitchen shed-cum-stores depending upon the enrollment strength of the school.
13. Schools having inadequate cooking utensils may be given some grant to procure the required cooking utensils.
14. The supervision and monitoring system needs to be strengthened with documentation of feedback data received by the supervisory and monitoring officers in prescribed formats.
15. Each school may be provided with a digital weighing machine for utilizing it to weigh the food grains/vegetables to be used for cooking and also to take weight measurement of the children to assess their nutritional status.
16. Each school may be given a separate grant to purchase steel-made storage bins to keep the food grains in safe custody. This may be released depending upon the enrollment strength of school.

- 17.** Each school may be given a separate grant for purchasing eating utensils like steel-made tray and glass for the students as per the enrollment strength of school.
  
- 18.** The SHG/SMC may be instructed to use the digital weighing machine (to be provided by the Govt.) to measure the rice supplied per 50 kg. bag and sign on receipt showing the actual amount of rice received.

**DISTRICT PROJECT OFFICE,  
SARVA SHIKSHA ABHIYAN, BOUDH**



Letter No.: 1592<sup>3</sup>/REMS/11

Date: 27.06.2011

From

Shri Dhurba Charana Behera, OES II  
District Project Co-ordinator  
SSA, Boudh

To

All the BRC Coordinators  
SSA, Boudh

**Sub: Monitoring of SSA & MDM activities during 07-07-2011 to 16-07-2011 --- regarding**

Sir,

In inviting a reference to the subject cited above, I am to inform you that the monitoring team of NKC Centre for Development Studies, Bhubaneswar (Monitoring Institute) shall visit to the selected 40 schools (copy enclosed) for data collection. You are requested to intimate the HM / SMC / MDM provider of the concerned schools to remain present during the date of their visit to school and co-operate in providing necessary data. You are also requested to intimate the matter at all CRC of your Block and do the needful at your end.

Yours faithfully

District Project Coordinator  
SSA, Boudh

Memo. No. 1593 // Dated. 27.06.2011

Copy submitted to Addl. Director (Planning), OPEPA for favour of kind information

District Project Coordinator  
SSA, Boudh

Memo. No. 1594 // Dated. 27.06.2011

Copy submitted to the Nodal officer, NKCCDS (Monitoring SSA & MDM), Bhubaneswar for kind information & necessary action.

District Project Coordinator  
SSA, Boudh

Memo. No. 1595 // Dated. 27.06.2011

Copy submitted to P.A. to Collector, Boudh for favour of kind information of Collector

District Project Coordinator  
SSA, Boudh

Memo. No. 1596 // Dated. 27.06.2011

Copy to D.I. of schools, Boudh for favour of kind information & necessary action

District Project Coordinator  
SSA, Boudh



**40 SAMPLE SCHOOLS FOR MONITORING OF SSA ACTIVITIES & MDM PROGRAMME IN BOUDH DISTRICT ON 07/07/2011 TO 16/07/2011 BY NK CENTRE FOR DEVELOPMENT STUDIES, BHUBANESWAR (MONITORING INSTITUTE)**

Sl. no.	Name of School	Name of the Block / ULB	Category	Date of Visit	Remark
1.	Burogura UGMES	Boudh Block	MCS	7/7/2011	SC/ST
2.	Malisahi PUPS	Boudh NAC	CAL	7/7/2011	
3.	KGBV, Palsagora	Kantamal Block	KGBV	7/7/2011	
4.	Balasinga UGMES	Boudh Block	CAL	7/7/2011	
5.	Sarasara TOMES	Harabhanga Block		7/7/2011	
6.	KGBV, Purunakatak	Harabhanga Block	KGBV	8/7/2011	
7.	Butupali UGMES	Boudh NAC	CAL	8/7/2011	
8.	Kelakata NUPS	Harabhanga Block		8/7/2011	
9.	Badhigaon TOMES	Boudh Block	CW	8/7/2011	
10.	Baghapali PUPS	Harabhanga Block		8/7/2011	
11.	Saleising PS	Boudh Block		9/7/2011	
12.	Chandrachud UGMES	Boudh NAC	MCS	9/7/2011	Minority
13.	Landibandh PS	Harabhanga Block		9/7/2011	SC/ST
14.	Tetelenga UGMES	Boudh Block	CW	9/7/2011	
15.	Maulisinga PPS	Harabhanga Block	CWSN	9/7/2011	
16.	Amathapada PUPS	Boudh Block		12/7/2011	
17.	Khaliabagicha PUPS	Boudh NAC	CWSN	12/7/2011	
18.	Charichhak TOMES	Harabhanga Block	MCS	12/7/2011	
19.	Badhigaon PS	Boudh Block		12/7/2011	
20.	Bandhapatthar UGMES	Harabhanga Block		12/7/2011	
21.	Sanagochhapada PPS	Boudh Block		13/7/2011	
22.	Harijan Colony UGMES	Boudh NAC	CWSN	13/7/2011	SC/ST
23.	Bamanda UPS	Harabhanga Block		13/7/2011	
24.	Palas PUPS	Boudh Block		13/7/2011	
25.	Biranarsingpur UPS	Harabhanga Block		13/7/2011	
26.	Brahmanipalli PUPS	Boudh Block		14/7/2011	SC/ST
27.	Nuasahi PS	Boudh NAC		14/7/2011	
28.	Lambakani PS	Harabhanga Block		14/7/2011	
29.	Saligaon PS	Boudh Block		14/7/2011	
30.	Mahakudpali PS	Harabhanga Block		14/7/2011	SC/ST
31.	Baghiapada PUPS	Boudh Block		15/7/2011	
32.	Rajanapali PS	Boudh NAC		15/7/2011	
33.	Kulimunda PS	Harabhanga Block		15/7/2011	
34.	Ichhapur PPS	Boudh Block		15/7/2011	
35.	Khajuripada PS	Harabhanga Block		15/7/2011	
36.	Ereda PS	Boudh Block		16/7/2011	
37.	Rathasahi PS	Boudh NAC		16/7/2011	
38.	Brundaban PS	Harabhanga Block		16/7/2011	
39.	Bhaliapadar PPS	Boudh Block		16/7/2011	
40.	Gothasahi PPS	Harabhanga Block		16/7/2011	SC/ST

1. NRSTC & RSTC: Identification of children & school is under process.

2. Only 02 KGBVs are functioning.

*P. K. Dehaon*  
Nodal Officer, NCDS  
(Monitoring SSA & MDM Programme)  
27/6/11

*[Signature]*  
District Project Coordinator  
SSA, Boudh

## BOUDH DISTRICT

### 1. Regularity in Serving Meal:

**Table 1.1: Schoolwise status on regularity in serving meal during 1-4-11 to 30-6-11**

Sl. No.	School name	Hot cooked meal served daily	If no, what is served?	Period of school days (total no.) when meal was not served	Reasons for not serving hot cooked meal
1	Buragora UGMES	Yes	-	Nil	
2	Malisahi PUPS	Yes	-	Nil	
3	Palasgora NUPS (KGBV)	Yes	-	Nil	
4	Balasingha UPS	Yes	-	30-4-11 and 23-6-11 (02 days)	Lack of rice
5	Sarsara TOMES	Yes	-	17-6-11 to 18-6-11, 20-6-11 to 23-6-11 (06 days)	Repairing of kitchen
6	Purunakatak NUPS (KGBV)	Yes	-	Nil	
7	Butupali UPS	Yes	-	Nil	
8	Kelakata NUPS	Yes	-	17-6-11 to 18-6-11, 20-6-11 to 25-6-11, 27-6-11 to 2-7-11, 4-7-11 to 6-7-11 (17 days)	Lack of rice
9	Badhigaon TOMES	Yes	-	Nil	
10	Baghapali PUPS	Yes	-	17-6-11 to 18-6-11 (02 days)	Lack of rice
11	Saleisingh PS	Yes	-	Nil	
12	Chandrachuda UPS	Yes	-	Nil	
13	Landhi bandha PS	Yes	-	25-4-11 to 30-4-11 (06 days)	Lack of rice
14	Tetelenga UGMES	Yes	-	17-6-11 to 18-6-11 (02 days)	Lack of rice
15	Maulisinga PPS	Yes	-	2-4-11, 4-4-11 to 9-4-11 (7 days)	Lack of rice
16	Amthapada PUPS	Yes	-	Nil	
17	Khaliabagiha PUPS	Yes	-	Nil	
18	Charichhak TOMES	Yes	-	Nil	
19	Badhigaon PS	Yes	-	Nil	
20	Bandhapathar UPS	Yes	-	1-4-11 to 30-4-11 (01 month)	Previous SHG did not cook MDM, new SHG cooked since 17-6-11
21	Sanagochhapada PPS	Yes	-	-	-
22	Harijan colony UGMES	Yes	-	Nil	-
23	Bamanda UPS	Yes	-	17-6-11, 18-6-11, 20-6-11, 21-6-11 (04 days) 28-6-11 (01 day)	Lack of dal Illness of Cook
24	Palas PUPS	Yes	-	Nil	
25	Biranarasinghpur PUPS	Yes	-	Nil	
26	Brahmanipali PUPS	Yes	-	Nil	
27	Nuasahi PS	Yes	-	19-4-11 to 21-4-11, 23-4-11, 25-4-11 to 30-4-11 (09 days)	Low attendance
28	Lambakani PS	Yes	-	2-4-11, 4-4-11 to 9-4-11, 11-4-11 to 16-4-11, 18-4-11, 19-4-11 (15 days)	Lack of dal
29	Saligaon PS	Yes	-	Nil	
30	Mahakudpali PUPS	Yes	-	Nil	
31	Baghiapada PUPS	Yes	-	Nil	
32	Rajanpali PS	Yes	-	17-6-11, 18-6-11, 20-6-11, 21-6-11(04 days)	Lack of rice
33	Kulimunda PS	Yes	-	2-4-11, 4-4-11 to 9-4-11, 11-4-11, 13-4-11, 15-4-11, 16-4-11, 18-4-11 to 21-4-11, 25-4-11 to 30-4-11, 17-6-11, 18-6-11 (23 days)	Lack of rice
34	Ichhapur PPS	Yes	-	2-4-11 (01 day)	Lack of rice
35	Khajuripada PS	Yes	-	Nil	
36	Ereda PS	Yes	-	Nil	
37	Rathasahi PS	Yes	-	Nil	
38	Brubandaban PS	Yes	-	Nil	
39	Bhaliapadar PPS	Yes	-	Nil	
40	Gothasahi PPS	Yes	-	2-4-11, 4-4-11 to 9-4-11, 11-4-11 to 13-4-11 (10 days)	Lack of rice

\*1) No. of schools that served MDM with interruption = 15

## 2. Trends:

**Table 2.1: Schoolwise status on trends of MDM consumption**

Sl. No.	School name	No. of children enrolled	No. of children opted for MDM	No. of children attended school on visit day of MI	No. of children availed MDM as per MDM Register	No. of children actually availed MDM on visit day of MI	No. of children availed MDM on the day previous to the visit day of MI
1	Buragora UGMES	228	228	176	176	176	-
2	Malisahi PUPS	101	101	71	57	52	-
3	Palasgora NUPS (KGBV)	456	359	359	238	230	270
4	Balasingha UPS	315	315	256	256	188	270
5	Sarsara TOMES	81	81	68	68	68	74
6	Purunakatak NUPS (KGBV)	450	350	255	255	255	270
7	Butupali UPS	378	378	255	132	127	-
8	Kelakata NUPS	259	259	219	219	210	205
9	Badhigaon TOMES	147	147	131	131	131	130
10	Baghapali PUPS	291	291	251	237	240	233
11	Saleisingh PS	58	58	51	51	51	53
12	Chandrachuda UPS	175	175	135	85	78	-
13	Landhi bandha PS	63	63	61	61	61	59
14	Tetelenga UGMES	174	174	139	116	116	133
15	Maulisinga PPS	52	52	48	48	47	43
16	Amthapada PUPS	79	79	56	56	65	66
17	Khaliabagiha PUPS	154	154	118	118	118	115
18	Charichhak TOMES	92	92	68	61	61	61
19	Badhigaon PS	159	159	124	102	102	144
20	Bandhapatthar UPS	283	283	194	194	162	191
21	Sanagochhapada PPS	39	39	33	33	35	36
22	Harijan colony UGMES	212	212	156	156	156	110
23	Bamanda UPS	196	196	141	107	83	112
24	Palas PUPS	124	124	108	94	94	80
25	Biranarasinghpur PUPS	244	244	195	195	198	155
26	Brahmanipali PUPS	78	78	68	68	53	58
27	Nuasahi PS	69	69	49	49	49	47
28	Lambakani PS	36	36	32	32	30	32
29	Saligaon PS	66	65	61	57	57	60
30	Mahakudpali PUPS	69	69	61	61	61	-
31	Baghiapada PUPS	78	78	65	65	65	68
32	Rajanpali PS	91	91	79	79	79	81
33	Kulimunda PS	35	35	31	31	30	31
34	Ichhapur PPS	32	32	31	31	31	31
35	Khajuripada PS	35	35	33	33	33	32
36	Ereda PS	58	58	46	46	46	48
37	Rathasahi PS	43	43	35	35	35	34
38	Brubandaban PS	41	41	38	38	37	37
39	Bhaliapadar PPS	35	35	30	30	30	33
40	Gothasahi PPS	38	38	36	36	36	-
	<b>Total</b>	<b>5614</b>	<b>5416</b>	<b>4363</b>	<b>3937</b>	<b>3776</b>	<b>3402</b>

\*1) % of children attended school = 77.7

2) % of children actually availed MDM on visit day of MI= 67.3

3) % of children availed MDM as per the MDM register on visit day of MI = 70.1

### 3. Regularity in Delivering Food Grains to School Level:

**Table 3.1: Schoolwise status on delivery of food gains**

Sl. No.	School name	Receiving food grains regularly	Extent of delay in receiving food grains	Reasons of delay	Buffer stock of one month's need is kept	Quantity of food grains supplied as per the marked weight	Approximate kg. less supply per 50 kg. bag		Food grain is delivered at
							Rice	Dal	
1	Buragora UGMES	Yes	-	-	No	No	5	-	School
2	Malisahi PUPS	Yes	-	-	No	No	5	-	School
3	Palasgora NUPS (KGBV)	Yes	-	-	Yes	Yes	-	-	SHG house
4	Balasingha UPS	Yes	-	-	Yes	No	5	-	SHG house
5	Sarsara TOMES	Yes	-	-	No	No	4	-	SHG house
6	Purunakatak NUPS (KGBV)	Yes	-	-	No	No	5	-	SHG house
7	Butupali UPS	Yes	-	-	No	Yes	-	-	SHG house
8	Kelakata NUPS	No	15 days	Can't say	No	No	3	-	School
9	Badhigaon TOMES	Yes	-	-	No	No	5	-	School
10	Baghapali PUPS	Yes	-	-	Yes	No	2	-	SHG house
11	Saleisingh PS	Yes	-	-	No	No	4	-	School
12	Chandrachuda UPS	Yes	-	-	No	Yes	-	-	School
13	Landhi bandha PS	Yes	-	-	Yes	No	4	-	School
14	Tetelenga UGMES	Yes	-	-	Yes	No	5	-	School
15	Maulisinga PPS	Yes	-	-	Yes	No	4	-	School
16	Amthapada PUPS	Yes	-	-	No	No	4	-	School
17	Khaliabagiha PUPS	Yes	-	-	No	Yes	-	-	School
18	Charichhak TOMES	Yes	-	-	Yes	Yes	-	-	SHG house
19	Badhigaon PS	Yes	-	-	Yes	No	3	-	School
20	Bandhapathar UPS	Yes	-	-	Yes	No	5	-	School
21	Sanagochhapada PPS	Yes	-	-	No	No	3	-	School
22	Harijan colony UGMES	Yes	-	-	No	Yes	-	-	School
23	Bamanda UPS	Yes	-	-	Yes	Yes	-	-	School
24	Palas PUPS	Yes	-	-	Yes	No	5	-	School
25	Biranasinghpur PUPS	Yes	-	-	Yes	No	4	-	School
26	Brahmanipali PUPS	Yes	-	-	No	No	2	-	School
27	Nuasahi PS	Yes	-	-	Yes	No	2	-	School
28	Lambakani PS	No	15 days	Official delay	Yes	Yes	-	-	School
29	Saligaon PS	Yes	-	-	Yes	No	4	-	School
30	Mahakudpali PUPS	Yes	-	-	No	No	2	-	School
31	Baghiapada PUPS	Yes	-	-	No	No	5	-	SHG house
32	Rajanpali PS	Yes	-	-	Yes	Yes	-	-	School
33	Kulimunda PS	No	1 month	Official delay	Yes	No	6	-	SHG house
34	Ichhapur PPS	Yes	-	-	Yes	No	5	-	School
35	Khajuripada PS	Yes	-	-	Yes	No	3	-	SHG house
36	Ereda PS	Yes	-	-	No	No	5	-	School
37	Rathasahi PS	Yes	-	-	Yes	Yes	-	-	School
38	Brubandaban PS	Yes	-	-	No	Yes	-	-	School
39	Bhaliapadar PPS	Yes	-	-	Yes	No	5	-	School
40	Gothasahi PPS	Yes	-	-	Yes	No	5	-	School

- \*1) No. of schools getting food grains regularly= 37  
 3) No. of schools getting less supply of food grains= 29  
 5) No. of schools receiving food grains at school point= 30

- 2) No. of schools having 01 month's extra food grains = 22  
 4) Amount of rice less received per 50 kg. bag = 02 to 6 kg.

**Table 3.2: Schoolwise status on quality of food gains received**

Sl. No.	School name	Quality of food grains received is good	Nature of defect seen in quality of food grains	
			Rice	Dal
1	Buragora UGMES	Yes	-	-
2	Malisahi PUPS	Yes	-	-
3	Palasgora NUPS (KGBV)	Yes	-	-
4	Balasingha UPS	Yes	-	-
5	Sarsara TOMES	Yes	-	-
6	Purunakatak NUPS (KGBV)	Yes	-	-
7	Butupali UPS	Yes	-	-
8	Kelakata NUPS	Yes	-	-
9	Badhigaon TOMES	Yes	-	-
10	Baghapali PUPS	Yes	-	-
11	Saleisingh PS	Yes	-	-
12	Chandrachuda UPS	Yes	-	-
13	Landhi bandha PS	Yes	-	-
14	Tetelenga UGMES	Yes	-	-
15	Maulisinga PPS	Yes	-	-
16	Amthapada PUPS	Yes	-	-
17	Khaliabagiha PUPS	Yes	-	-
18	Charichhak TOMES	Yes	-	-
19	Badhigaon PS	Yes	-	-
20	Bandhapathar UPS	Yes	-	-
21	Sanagochhapada PPS	Yes	-	-
22	Harijan colony UGMES	Yes	-	-
23	Bamanda UPS	Yes	-	-
24	Palas PUPS	Yes	-	-
25	Biranasinghpur PUPS	Yes	-	-
26	Brahmanipali PUPS	Yes	-	-
27	Nuasahi PS	Yes	-	-
28	Lambakani PS	Yes	-	-
29	Saligaon PS	Yes	-	-
30	Mahakudpali PUPS	No	Bad smell	-
31	Baghiapada PUPS	Yes	-	-
32	Rajanpali PS	Yes	-	-
33	Kulimunda PS	Yes	-	-
34	Ichhapur PPS	Yes	-	-
35	Khajuripada PS	Yes	-	-
36	Ereda PS	Yes	-	-
37	Rathasahi PS	Yes	-	-
38	Brubandaban PS	Yes	-	-
39	Bhaliapadar PPS	Yes	-	-

40	Gothasahi PPS	Yes	-	-
----	---------------	-----	---	---

\*1) No. of schools getting good quality of food grains = 39

#### 4. Regularity in Delivering Cooking Cost to School Level:

**Table 4.1: Schoolwise status on delivery of cooking cost**

Sl. No.	School name	Receiving cooking cost in advance regularly	Extent of delay in getting cooking cost	Reasons of delay	Where from cooking cost is managed in case of delay in receiving it?	How is cooking cost paid?
1	Buragora UGMES	Yes	-	-	-	Through bank
2	Malisahi PUPS	No	2 months	-	SHG fund	Through bank
3	Palasgora NUPS (KGBV)	No	2 months	Bills not submitted	SHG fund	Through bank
4	Balasingha UPS	No	2 months	Allotment not released	SHG fund	Through bank
5	Sarsara TOMES	No	2 months	Allotment not released	SHG fund	Through bank
6	Purunakatak NUPS (KGBV)	No	2 months	Delay to open bank account	SHG fund	Through bank
7	Butupali UPS	No	1 month	Bills not submitted	SHG fund	Through bank
8	Kelakata NUPS	Yes	-	-	-	Through bank
9	Badhigaon TOMES	Yes	-	-	-	Through bank
10	Baghapali PUPS	No	1 month	Delay to open bank account	SHG fund	Through bank
11	Saleisingh PS	No	2 months	Pass book opened on 7-4-11 but not updated	SHG fund	Through bank
12	Chandrachuda UPS	Yes	-	-	-	Through bank
13	Landhi bandha PS	No	1 month	-	SMC president's own fund	Through bank
14	Tetelenga UGMES	No	3 months	Allotment not released	SHG fund	Through bank
15	Maulisinga PPS	Yes	-	-	-	Through bank
16	Amthapada PUPS	No	1 month	Allotment not released	SHG fund	Through bank
17	Khaliabagiha PUPS	Yes	-	-	-	Through bank
18	Charichhak TOMES	Yes	-	-	-	Through bank
19	Badhigaon PS	No	3 months	Allotment not released	SHG fund	Through bank
20	Bandhathar UPS	No	3 month	Bank account not opened	HM's own fund	Through bank
21	Sanagochhapada PPS	Yes	-	-	-	Through bank
22	Harijan colony UGMES	No	1 month	Delay to open bank account	HM's own fund	Through bank
23	Bamanda UPS	No	3 months	Bank account not opened	SHG fund	Through bank
24	Palas PUPS	Yes	-	-	-	Through bank
25	Biranarasinghpur PUPS	No	3 months	Bank account not opened	SMC president's own fund	Through bank
26	Brahmanipali PUPS	No	3 months	Delay in giving bank account no. to SI	HM's own fund	Through bank
27	Nuasahi PS	Yes	-	-	-	Through bank
28	Lambakani PS	Yes	-	-	-	Through bank
29	Saligaon PS	Yes	-	-	-	Through bank
30	Mahakudpali PUPS	No	3 months	Bank account not opened	SMC president's own fund	Through bank
31	Baghiapada PUPS	No	1 month	Delay in opening bank account	SHG fund	Through bank
32	Rajanpali PS	No	1 month	Allotment not released	HM's own fund	Through bank
33	Kulimunda PS	No	2 months	Allotment not released	SHG fund	Through bank
34	Ichhapur PPS	Yes	-	-	-	Through bank
35	Khajuripada PS	No	2 months	Official delay to release fund	SHG fund	Through bank
36	Ereda PS	No	2 months	Bills not submitted	SHG fund	Through bank
37	Rathasahi PS	No	3 months	Delay in opening bank account	SHG fund	Through bank

38	Brubandaban PS	No	2 months	Delay in opening bank account	SMC president's own fund	Through bank
39	Bhaliapadar PPS	No	2 months	Bills not submitted	SMC president's own fund	Through bank
40	Gothasahi PPS	No	1 month	Allotment not released	SHG fund	Through bank

\*1) No. of schools getting cooking cost in advance regularly= 13

2) Extent of delay in getting cooking cost= 1 to 3 months

### 5. Social Equity:

**Table 5.1: Schoolwise status on gender, caste and community wise discrimination in cooking and serving MDM and seating arrangement made for children to take MDM**

Sl. No.	School name	Gender discrimination			Caste discrimination			Community discrimination		
		Cooking	Serving	Seat	Cooking	Serving	Seat	Cooking	Serving	Seat
1	Buragora UGMES	No	No	No	No	No	No	No	No	No
2	Malisahi PUPS	No	No	No	No	No	No	No	No	No
3	Palasgora NUPS (KGBV)	No	No	No	No	No	No	No	No	No
4	Balasingha UPS	No	No	No	No	No	No	No	No	No
5	Sarsara TOMES	No	No	No	No	No	No	No	No	No
6	Purunakatak NUPS (KGBV)	No	No	No	No	No	No	No	No	No
7	Butupali UPS	No	No	No	No	No	No	No	No	No
8	Kelakata NUPS	No	No	No	No	No	No	No	No	No
9	Badhigaon TOMES	No	No	No	No	No	No	No	No	No
10	Baghapali PUPS	No	No	No	No	No	No	No	No	No
11	Saleisingh PS	No	No	No	No	No	No	No	No	No
12	Chandrachuda UPS	No	No	No	No	No	No	No	No	No
13	Landhi bandha PS	No	No	No	No	No	No	No	No	No
14	Tetelenga UGMES	No	No	No	No	No	No	No	No	No
15	Maulisinga PPS	No	No	No	No	No	No	No	No	No
16	Amthapada PUPS	No	No	No	No	No	Yes (SC)	No	No	No
17	Khaliabagiha PUPS	No	No	No	No	No	No	No	No	No
18	Charichhak TOMES	No	No	No	No	No	No	No	No	No
19	Badhigaon PS	No	No	No	No	No	No	No	No	No
20	Bandhapathar UPS	No	No	No	No	No	No	No	No	No
21	Sanagochhapada PPS	No	No	No	No	No	No	No	No	No
22	Harijan colony UGMES	No	No	No	No	No	No	No	No	No
23	Bamanda UPS	No	No	No	No	No	No	No	No	No
24	Palas PUPS	No	No	No	No	No	No	No	No	No
25	Biranarasinghpur PUPS	No	No	No	No	No	No	No	No	No
26	Brahmanipali PUPS	No	No	No	No	No	No	No	No	No
27	Nuasahi PS	No	No	No	No	No	No	No	No	No
28	Lambakani PS	No	No	No	No	No	No	No	No	No
29	Saligaon PS	No	No	No	No	No	No	No	No	No
30	Mahakudpali PUPS	No	No	No	No	No	No	No	No	No
31	Baghiapada PUPS	No	No	No	No	No	No	No	No	No
32	Rajanpali PS	No	No	No	No	No	No	No	No	No
33	Kulimunda PS	No	No	No	No	No	No	No	No	No
34	Ichhapur PPS	No	No	No	No	No	No	No	No	No
35	Khajuripada PS	No	No	No	No	No	No	No	No	No

36	Ereda PS	No	No	No	No	No	No	No	No	No
37	Rathasahi PS	No	No	No	No	No	No	No	No	No
38	Brubandaban PS	No	No	No	No	No	No	No	No	No
39	Bhaliapadar PPS	No	No	No	No	No	No	No	No	No
40	Gothasahi PPS	No	No	No	No	No	No	No	No	No

\*1) No. of schools showing caste discrimination in seating arrangement= 01

## 6. Variety of Menu:

**Table 6.1: Schoolwise status on MDM menu**

Sl. No.	School name	Weekly MDM menu displayed	MDM is prepared as per weekly menu	Who decides the menu?	Nature of food items served	Daily menu includes rice	Daily menu includes wheat	Daily menu includes dal	Daily menu includes vegetables
1	Buragora UGMES	No	Yes always	State Govt.	Different items daily	Everyday	No day	Some days	Everyday
2	Malisahi PUPS	Yes	Yes always	State Govt.	Different items daily	Everyday	No day	Some days	Everyday
3	Palasgora NUPS (KGBV)	No	Yes always	State Govt.	Different items daily	Everyday	No day	Some days	Everyday
4	Balasingha UPS	No	Yes always	State Govt.	Different items daily	Everyday	No day	Some days	Everyday
5	Sarsara TOMES	No	Yes always	State Govt.	Different items daily	Everyday	No day	Some days	Everyday
6	Purunakatak NUPS (KGBV)	No	Yes always	State Govt.	Different items daily	Everyday	No day	Some days	Everyday
7	Butupali UPS	No	Yes always	State Govt.	Different items daily	Everyday	No day	Some days	Everyday
8	Kelakata NUPS	Yes	Yes always	State Govt.	Different items daily	Everyday	No day	Some days	Everyday
9	Badhigaon TOMES	No	Yes always	State Govt.	Different items daily	Everyday	No day	Some days	Everyday
10	Baghapali PUPS	No	Yes always	State Govt.	Different items daily	Everyday	No day	Some days	Everyday
11	Saleisingh PS	Yes	Yes always	State Govt.	Different items daily	Everyday	No day	Some days	Everyday
12	Chandrachuda UPS	No	Yes always	State Govt.	Different items daily	Everyday	No day	Some days	Everyday
13	Landhi bandha PS	No	Yes always	State Govt.	Different items daily	Everyday	No day	Some days	Everyday
14	Tetelenga UGMES	No	Yes always	State Govt.	Different items daily	Everyday	No day	Some days	Everyday
15	Maulisinga PPS	Yes	Yes always	State Govt.	Different items daily	Everyday	No day	Some days	Everyday
16	Amthapada PUPS	Yes	Yes always	State Govt.	Different items daily	Everyday	No day	Some days	Everyday
17	Khaliabagiha PUPS	Yes	Yes always	State Govt.	Different items daily	Everyday	No day	Some days	Everyday
18	Charichhak TOMES	Yes	Yes always	State Govt.	Different items daily	Everyday	No day	Some days	Everyday
19	Badhigaon PS	Yes	Yes always	State Govt.	Different items daily	Everyday	No day	Some days	Everyday
20	Bandhaphathar UPS	No	Yes always	State Govt.	Different items daily	Everyday	No day	Some days	Everyday
21	Sanagochhapada PPS	No	Yes always	State Govt.	Different items daily	Everyday	No day	Some days	Everyday
22	Harijan colony UGMES	Yes	Yes always	State Govt.	Different items daily	Everyday	No day	Some days	Everyday
23	Bamanda UPS	No	Not at all	SHG	Same items daily	Everyday	No day	Everyday	Everyday
24	Palas PUPS	Yes	Yes always	State Govt.	Different items daily	Everyday	No day	Some days	Everyday
25	Biranarasinghpur PUPS	No	Yes always	State Govt.	Different items daily	Everyday	No day	Some days	Everyday
26	Brahmanipali PUPS	No	Yes always	State Govt.	Different items daily	Everyday	No day	Some days	Everyday
27	Nuasahi PS	No	Yes always	State Govt.	Different items daily	Everyday	No day	Some days	Everyday
28	Lambakani PS	No	Yes always	State Govt.	Different items daily	Everyday	No day	Some days	Everyday
29	Saligaon PS	Yes	Yes always	State Govt.	Different items daily	Everyday	No day	Some days	Everyday
30	Mahakudpali PUPS	No	Yes always	State Govt.	Different items daily	Everyday	No day	Some days	Everyday
31	Baghiapada PUPS	No	Yes always	State Govt.	Different items daily	Everyday	No day	Some days	Everyday
32	Rajanpali PS	Yes	Yes always	State Govt.	Different items daily	Everyday	No day	Some days	Everyday
33	Kulimunda PS	No	Yes always	State Govt.	Different items daily	Everyday	No day	Some days	Everyday
34	Ichhapur PPS	Yes	Yes always	State Govt.	Different items daily	Everyday	No day	Some days	Everyday
35	Khajuripada PS	No	Yes always	State Govt.	Different items daily	Everyday	No day	Some days	Everyday



36	Ereda PS	No	Yes always	State Govt.	Different items daily	Everyday	No day	Some days	Everyday
37	Rathasahi PS	Yes	Yes always	State Govt.	Different items daily	Everyday	No day	Some days	Everyday
38	Brubandaban PS	No	Yes always	State Govt.	Different items daily	Everyday	No day	Some days	Everyday
39	Bhaliapadar PPS	Yes	Yes always	State Govt.	Different items daily	Everyday	No day	Some days	Everyday
40	Gothasahi PPS	Yes	Yes always	State Govt.	Different items daily	Everyday	No day	Some days	Everyday

\*1) No. of schools displayed weekly MDM menu = 16      2) No. of schools who serves different food items everyday = 39

## 7. Quantity and Quality of Meal:

**Table 7.1: Schoolwise status on opinion of children on quality and quantity of MDM**

Sl. No.	School name	Opinion on quality of rice	Opinion on quality of dal/ curry	Opinion on quantity of rice	Opinion on quantity of dal/ curry	Reasons for unhappiness on quality of rice/dal/ curry	Reasons for unhappiness on quantity of rice/dal/curry
1	Buragora UGMES	Happy always	Happy always	Not happy sometimes	Happy always	--	Less quantity of rice given
2	Malisahi PUPS	Happy always	Happy always	Happy always	Happy always	-	-
3	Palasgora NUPS (KGBV)	Happy always	Happy always	Happy always	Happy always	-	-
4	Balasingha UPS	Not happy sometimes	Not happy sometimes	Not happy sometimes	Not happy sometimes	Dalma and egg curry dilute	Less quantity of rice and dal given
5	Sarsara TOMES	Happy always	Happy always	Happy always	Happy always	-	-
6	Purunakatak NUPS (KGBV)	Happy always	Happy always	Happy always	Happy always	-	-
7	Butupali UPS	Happy always	Happy always	Happy always	Happy always	-	-
8	Kelakata NUPS	Happy always	Happy always	Happy always	Happy always	-	-
9	Badhigaon TOMES	Happy always	Happy always	Happy always	Happy always	-	-
10	Baghapali PUPS	Happy always	Happy always	Happy always	Happy always	-	-
11	Salesingh PS	Happy always	Happy always	Happy always	Happy always	-	-
12	Chandrachuda UPS	Happy always	Happy always	Happy always	Happy always	-	-
13	Landhi bandha PS	Happy always	Happy always	Happy always	Happy always	-	-
14	Tetelenga UGMES	Happy always	Happy always	Happy always	Happy always	-	-
15	Maulisinga PPS	Happy always	Happy always	Happy always	Happy always	-	-
16	Amthapada PUPS	Happy always	Happy always	Not happy always	Happy always	-	Less quantity of rice given
17	Khaliabagiha PUPS	Happy always	Happy always	Happy always	Happy always	-	-
18	Charichhak TOMES	Happy always	Happy always	Happy always	Happy always	-	-
19	Badhigaon PS	Happy always	Happy always	Happy always	Happy always	-	-
20	Bandhapathar UPS	Happy always	Happy always	Happy always	Happy always	-	-
21	Sanagochhapada PPS	Happy always	Happy always	Happy always	Happy always	-	-
22	Harijan colony UGMES	Happy always	Happy always	Happy always	Happy always	-	-
23	Bamanda UPS	Happy always	Not happy always	Happy always	Happy always	Dalma very dilute	-
24	Palas PUPS	Happy always	Happy always	Happy always	Happy always	-	-
25	Biranarasinghpur PUPS	Happy always	Happy always	Not happy some times	Not happy some times	-	Less quantity of rice and dal given
26	Brahmanipali PUPS	Happy always	Happy always	Happy always	Happy always	-	-
27	Nuasahi PS	Happy always	Happy always	Happy always	Happy always	-	-
28	Lambakani PS	Happy always	Happy always	Happy always	Happy always	-	-
29	Saligaon PS	Happy always	Happy always	Happy always	Happy always	-	-
30	Mahakudpali PUPS	Happy always	Happy always	Happy always	Happy always	-	-
31	Baghiapada PUPS	Happy always	Happy always	Happy always	Happy always	-	-
32	Rajanpali PS	Happy always	Happy always	Happy always	Happy always	-	-
33	Kulimunda PS	Happy always	Happy always	Happy always	Happy always	-	-

34	Ichhapur PPS	Happy always	Happy always	Happy always	Happy always	-	-
35	Khajuripada PS	Happy always	Happy always	Happy always	Happy always	-	-
36	Ereda PS	Happy always	Happy always	Happy always	Happy always	-	-
37	Rathasahi PS	Happy always	Happy always	Happy always	Happy always	-	-
38	Brubandaban PS	Happy always	Happy always	Happy always	Happy always	-	-
39	Bhaliapadar PPS	Happy always	Happy always	Happy always	Happy always	-	-
40	Gothasahi PPS	Happy always	Happy always	Happy always	Happy always	-	-

\*1) No. of schools where children are happy always on quality of rice = 39

2) No. of schools where children are happy always on quality of dal / curry = 38

3) No. of schools where children are happy always on quantity of rice =36

4) No. of schools where children are happy always on quantity of dal/ curry = 38

## 8. Supplementary:

**Table 8.1: Schoolwise status on healthcare facilities**

Sl. No.	School name	Health card maintained for each child	No. of times health check up done since 1-4-11	Iron tablets given periodically	Vit. A tablets given periodically	De-worming tablets given periodically	Who provides medicine ?	No. of times medicines given since 1-4-11
1	Buragora UGMES	Yes	Nil	No	No	Yes	ANM	01 (30-6-11)
2	Malisahi PUPS	No	Nil	No	No	No	-	Nil
3	Palasgora NUPS (KGBV)	No	Nil	No	No	No	-	Nil
4	Balasingha UPS	No	Nil	No	No	No	-	Nil
5	Sarsara TOMES	Yes	Nil	No	No	No	-	Nil
6	Purunakatak NUPS (KGBV)	No	Nil	No	No	No	-	Nil
7	Butupali UPS	No	Nil	No	No	No	-	Nil
8	Kelakata NUPS	Yes	Nil	No	No	No	-	Nil
9	Badhigaon TOMES	No	Nil	No	No	No	-	Nil
10	Baghapali PUPS	Yes	Nil	No	No	No	-	Nil
11	Saleisingh PS	No	Nil	No	No	No	-	Nil
12	Chandrachuda UPS	No	Nil	No	No	No	-	Nil
13	Landhi bandha PS	Yes	Nil	No	No	No	-	Nil
14	Tetelenga UGMES	No	Nil	No	No	No	-	Nil
15	Maulisinga PPS	Yes	Nil	No	No	No	-	Nil
16	Amthapada PUPS	No	Nil	No	No	No	-	Nil
17	Khaliabagiha PUPS	No	Nil	No	No	No	-	Nil
18	Charichhak TOMES	No	Nil	No	No	No	-	Nil
19	Badhigaon PS	No	Nil	No	No	No	-	Nil
20	Bandhapathar UPS	Yes	Nil	No	No	No	-	Nil
21	Sanagochhapada PPS	No	Nil	No	No	No	-	Nil
22	Harijan colony UGMES	No	1 (18-4-11)	No	No	No	-	Nil
23	Bamanda UPS	Yes	Nil	No	No	No	-	Nil
24	Palas PUPS	Yes	Nil	No	No	No	-	Nil
25	Biranarasinghpur PUPS	Yes	Nil	No	No	No	-	Nil
26	Brahmanipali PUPS	Yes	1 (4-7-11)	No	No	No	-	Nil
27	Nuasahi PS	No	Nil	No	No	No	-	Nil
28	Lambakani PS	Yes	Nil	No	No	No	-	Nil
29	Saligaon PS	No	Nil	No	No	No	-	Nil
30	Mahakudpali PUPS	Yes	Nil	No	No	No	-	Nil
31	Baghiapada PUPS	No	Nil	No	No	No	-	Nil
32	Rajanpali PS	No	Nil	No	No	No	-	Nil
33	Kulimunda PS	Yes	Nil	No	No	No	-	Nil
34	Ichhapur PPS	No	Nil	No	No	No	-	Nil
35	Khajuripada PS	Yes	Nil	No	No	No	-	Nil

<b>36</b>	Ereda PS	No	Nil	No	No	No	-	Nil
<b>37</b>	Rathasahi PS	No	Nil	No	No	No	-	Nil
<b>38</b>	Brubandaban PS	Yes	Nil	No	No	No	-	Nil
<b>39</b>	Bhaliapadar PPS	No	Nil	No	No	No	-	Nil
<b>40</b>	Gothasahi PPS	Yes	Nil	No	No	No	-	Nil

**\*1) No. of schools having health cards for each child = 17**

**2) No. of schools organized health check up camp since 1-4-11 = 02**

**3) No. of schools where iron tablets have been given to children periodically = Nil**

**4) No. of schools where vit. Tablets have been given to children periodically = Nil**

**5) No. of schools where deworming tablets have been given to children periodically = Nil**

## 9. Status of Cooks and Helpers:

**Table 9.1: Schoolwise status on cooks and helpers**

Sl. No.	School name	Cook and Helper are appointed by	No. of Cooks engaged	No. of Helpers engaged	No of Cook-cum-helper required as per Gol norm	Remuneration paid per month to		Remuneration is paid regularly (no of months delay)	Cook belongs to	Helper belongs to
						Cook	Helper			
1	Buragora UGMES	SMC	1	1	3	600	400	No (2 months)	OBC	OBC
2	Malisahi PUPS	SHG	1	1	2	500	500	Yes	OBC	OBC
3	Palasgora NUPS (KGBV)	SHG	1	1	4	600	400	No (3 months)	SC	OBC
4	Balasingha UPS	SHG	1	1	4	600	400	No (3 months)	OBC	OBC
5	Sarsara TOMES	SHG	1	1	2	600	400	No (3 months)	OBC	SC
6	Purunakatak NUPS (KGBV)	SHG	1	1	4	600	400	No (3 months)	OBC	OBC
7	Butupali UPS	SHG	1	1	4	600	400	No (2 months)	OBC	OBC
8	Kelakata NUPS	SMC	1	1	3	600	400	No (3 months)	OBC	OBC
9	Badhigaon TOMES	SMC	1	1	2	600	400	No (3 months)	OBC	OBC
10	Baghapali PUPS	SHG	1	1	3	600	400	No (3 months)	OBC	OBC
11	Saleisingh PS	SHG	1	1	2	600	400	No (3 months)	OBC	OBC
12	Chandrachuda UPS	SMC	1	1	2	600	400	No (3 months)	SC	SC
13	Landhi bandha PS	SMC	1	1	2	600	400	No (3 months)	OBC	OBC
14	Tetelenga UGMES	SHG	1	1	2	600	400	No (3 months)	OBC	OBC
15	Maulisinga PPS	SHG	1	1	2	600	400	No (3 months)	OBC	OBC
16	Amthapada PUPS	SHG	1	1	2	600	400	No (3 months)	OBC	OBC
17	Khaliabagiha PUPS	SMC	1	1	2	600	400	No (3 months)	OBC	OBC
18	Charichhak TOMES	SHG	1	1	2	600	400	No (3 months)	OBC	OBC
19	Badhigaon PS	SHG	1	1	2	600	400	No (3 months)	OBC	OBC
20	Bandhathar UPS	SMC	1	1	3	600	400	No (3 months)	OBC	OBC
21	Sanagochhapada PPS	SMC	1	1	2	600	400	No (3 months)	OBC	OBC
22	Harijan colony UGMES	SMC	1	1	3	600	400	No (3 months)	SC	SC
23	Bamanda UPS	SHG	1	1	2	600	400	No (3 months)	OBC	OBC
24	Palas PUPS	SMC	1	1	2	600	400	Can't say	OBC	OBC
25	Biranarasinghpur PUPS	SMC	1	1	3	600	400	No (3 months)	OBC	OBC
26	Brahmanipali PUPS	SHG	1	1	2	600	400	No (3 months)	SC	SC
27	Nuasahi PS	SMC	1	1	2	600	400	No (3 months)	SC	SC
28	Lambakani PS	SMC	1	1	2	600	400	No (3 months)	OBC	OBC
29	Saligaon PS	SMC	1	1	2	600	400	No (3 months)	OBC	OBC
30	Mahakudpali PUPS	SMC	1	1	2	600	400	No (3 months)	GC	OBC
31	Baghiapada PUPS	SHG	1	1	2	600	400	No (3 months)	OBC	ST
32	Rajanpali PS	SMC	1	1	2	600	400	No (3 months)	OBC	OBC
33	Kulimunda PS	SHG	1	1	2	600	400	Yes	OBC	GC
34	Ichhapur PPS	SMC	1	1	2	600	400	No (3 months)	OBC	OBC
35	Khajuripada PS	SHG	1	1	2	600	400	No (3 months)	OBC	OBC
36	Ereda PS	SHG	1	1	2	600	400	No (3 months)	OBC	OBC
37	Rathasahi PS	SHG	1	1	2	600	400	No (3 months)	OBC	OBC
38	Brubandaban PS	SMC	1	1	2	600	400	No (3 months)	OBC	OBC
39	Bhaliapadar PPS	SMC	1	1	2	600	400	No (3 months)	ST	OBC
40	Gothasahi PPS	SHG	1	-	2	600	-	No (3 months)	OBC	

\*1) No. of schools where Cooks and Helpers get remuneration regularly = 02

2) No. of schools where Cooks belong to SC/ST/OBC/Minority community = 39

3) No. of schools where Helpers belong to SC/ST/OBC/Minority community = 38

4) No. of schools where cook and helper are appointed by SHG =21

5) No. of schools having Cook and Helper as per the GoI norm = 29

## 10. Infrastructure:

**Table 10.1: Schoolwise status on construction of kitchen-cum-store**

Sl. No.	School name	Construction status of pucca kitchen-cum-store	Construction grant received under which scheme?	Reason for not using the constructed pucca kitchen-cum-store for	
				Cooking	Storing
1	Buragora UGMES	Constructed and in use for storing only	MDM	Space shortage	-
2	Malisahi PUPS	Constructed and in use for cooking only	MDM	-	Space shortage
3	Palasgora NUPS (KGBV)	Constructed but not in use for both cooking and storing	MDM	No hearth	Fear of theft
4	Balasingha UPS	Constructed but not in used for storing	MDM	-	Space shortage
5	Sarsara TOMES	Not sanctioned	-	-	-
6	Purunakatak NUPS (KGBV)	Constructed but not in use for both cooking and storing	MDM	Space shortage	Space shortage
7	Butupali UPS	Constructed but in use for cooking only	MDM	-	Fear of theft
8	Kelakata NUPS	Under construction	MDM	-	-
9	Badhigaon TOMES	Under construction	MDM	-	-
10	Baghapali PUPS	Sanctioned but construction not started	MDM	-	-
11	Saleisingh PS	Constructed and in use for storing only	MDM	Using old kitchen	-
12	Chandrachuda UPS	Not sanctioned	-	-	-
13	Landhi bandha PS	Constructed and in use for both cooking and storing	MDM	Using old kitchen	Fear of theft
14	Tetelenga UGMES	Constructed and in use for both cooking and storing	MDM	Kitchen not handed over to school	Kitchen not handed over to school
15	Maulisinga PPS	Constructed and in use for both cooking and storing	MDM	-	-
16	Amthapada PUPS	Constructed and in use for both cooking and storing	MDM	-	-
17	Khaliabagiha PUPS	Constructed and in use for cooking only	MDM	-	Space shortage
18	Charichhak TOMES	Constructed but not in use for storing	MDM	-	Fear of theft
19	Badhigaon PS	Constructed but not in use for storing	MDM	-	Fear of theft
20	Bandhapathar UPS	Not sanctioned	-	-	-
21	Sanagochhapada PPS	Under construction	MDM	-	-
22	Harijan colony UGMES	Constructed and in use for cooking only	MDM	-	Space shortage
23	Bamanda UPS	Sanctioned but construction not started	MDM	-	-
24	Palas PUPS	Constructed but not in use for storing	MDM	-	Fear of theft
25	Biranarasinghpur PUPS	Constructed and in use for storing only	MDM	Smoke problem	-
26	Brahmanipali PUPS	Not sanctioned	-	-	-
27	Nuasahi PS	Constructed and in use for storing only	MDM	Office stock materials are kept	-
28	Lambakani PS	Not sanctioned	-	-	-
29	Saligaon PS	Constructed but not in use for cooking	MDM	No hearth	-
30	Mahakudpali PUPS	Constructed but not in use for both cooking and storing	MDM	Using kitchen as office	Using kitchen as office
31	Baghiapada PUPS	Constructed but not in use for both cooking and storing	MDM	Using as HM room	Using as HM room
32	Rajanpali PS	Constructed and in use for cooking only	MDM	-	Fear of theft
33	Kulimunda PS	Not sanctioned	-	-	-
34	Ichhapur PPS	Constructed and in use for both cooking and storing	MDM	-	-
35	Khajuripada PS	Under construction	MDM	-	-
36	Ereda PS	Under construction	MDM	-	-
37	Rathasahi PS	Not sanctioned	-	-	-
38	Brubandaban PS	Not sanctioned	-	-	-
39	Bhaliapadar PPS	Constructed and in use for both cooking and storing	MDM	-	-
40	Gothasahi PPS	Under construction	MDM	-	-

\*1) No. of schools where pucca kitchen-cum-store has been constructed and in use for cooking and storing = 04

2) No. of schools where pucca kitchen-cum-store has been constructed and not used for cooking = 11

3) No. of schools where pucca kitchen-cum-store has been constructed and not used for storing = 15

4) Main reasons for not using the constructed pucca kitchen-cum-store for cooking =

a) Space shortage = 02 schools

b) Smoke problem = 01 school

c) Using old kitchen = 02 schools

d) No hearth = 02 schools

e) Other reasons = 04 school s

5) Main reasons for not using the constructed pucca kitchen-cum-store for storing =

a) Fear of theft = 07 schools

b) Space shortage = 05 schools

c) Other reasons = 03 schools

6) No. of schools having no sanction to construct pucca kitchen-cum-store= 08

7) No. of schools where the pucca kitchen-cum-store is under construction = 06

8) No. of schools having sanction to construct pucca kitchen-cum-store but the construction work has not started = 01

**Table 10.2: Schoolwise status on alternative place of cooking and storing where pucca kitchen-cum-store is not available and availability of water, fuel and utensils for cooking**

Sl. No.	School name	Alternative place used for cooking MDM	Alternative place used for storing food grains	Potable water available for cooking and drinking	Adequate utensils available for cooking	Kind of fuel used
1	Buragora UGMES	Asbestos roofed house	-	Yes	Yes	Firewood
2	Malisahi PUPS	-	Unused room	Yes	Not adequate	Firewood
3	Palasgora NUPS (KGBV)	New school building	SHG house	Yes	Yes	Firewood
4	Balasingha UPS	-	SHG house	Yes	Yes	Firewood
5	Sarsara TOMES	Thatched house	SHG house	Yes	Not adequate	Firewood
6	Purunakatak NUPS (KGBV)	Asbestos roofed house	SHG house	Yes	Not adequate	Firewood
7	Butupali UPS	-	SHG house	Yes	Yes	Firewood
8	Kelakata NUPS	Asbestos roofed house	School store room	No	Yes	Firewood
9	Badhigaon TOMES	School verandah	HM room	Yes	Yes	Firewood
10	Baghapali PUPS	Tin roofed house	SHG house	Yes	Not adequate	Firewood
11	Saleisingh PS	Tin roofed house	-	Yes	Not adequate	Firewood
12	Chandrachuda UPS	Asbestos roofed house	Old kitchen	Yes	Yes	Firewood
13	Landhi bandha PS	Asbestos roofed house	HM room	Yes	Yes	Firewood
14	Tetelenga UGMES	Asbestos roofed house	SHG house	Yes	Yes	Firewood
15	Maulisinga PPS	-	-	Yes	Not adequate	Firewood, coal
16	Amthapada PUPS	-	-	Yes	Yes	Firewood
17	Khaliabagiha PUPS	-	Unused room	Yes	Yes	Firewood
18	Charichhak TOMES	-	SHG house	Yes	Yes	Firewood
19	Badhigaon PS	-	Class room	Yes	Yes	Gas
20	Bandhapathar UPS	Asbestos roofed house	Class room	Yes	Not adequate	Firewood
21	Sanagochhapada PPS	Thatched house	Village headman's house	No	Not adequate	Firewood
22	Harijan colony UGMES	-	School store room	Yes	Yes	Firewood
23	Bamanda UPS	School verandah	HM room	Yes	Yes	Firewood
24	Palas PUPS	-	Class room	Yes	Yes	Firewood
25	Biranarasinghpur PUPS	School verandah	-	Yes	Not adequate	Firewood
26	Brahmanipali PUPS	School verandah	Class room	Yes	Yes	Firewood
27	Nuasahi PS	Tin roofed house	-	Yes	Not adequate	Firewood
28	Lambakani PS	Asbestos roofed house	Class room	Yes	Yes	Firewood
29	Saligaon PS	Asbestos roofed house	-	Yes	Yes	Firewood
30	Mahakudpali PUPS	Old pucca kitchen room	School store room	Yes	Not adequate	Firewood
31	Baghiapada PUPS	Asbestos roofed house	SHG house	Yes	Yes	Firewood
32	Rajanpali PS	-	HM room	Yes	Not adequate	Firewood
33	Kulimunda PS	Asbestos roofed house	SHG house	Yes	Yes	Firewood
34	Ichhapur PPS	-	-	Yes	Yes	Firewood
35	Khajuripada PS	Asbestos roofed house	SHG house	Yes	Not adequate	Firewood
36	Ereda PS	Thatched house	Class room	No	Not adequate	Firewood
37	Rathasahi PS	Asbestos roofed house	Class room	Yes	Not adequate	Firewood
38	Brubandaban PS	AWC building	School store room	Yes	Yes	Firewood
39	Bhaliapadar PPS	-	-	Yes	Not adequate	Firewood
40	Gothasahi PPS	SHG member's house	Class room	Yes	Not adequate	Firewood

\*1) No. of schools having potable water facility for cooking and drinking =37

2) No. of schools having adequate utensils for cooking = 23

3) No. of schools where alternative place of cooking is an open space = Nil

4) No. of schools where alternative place of cooking is school verandah = 04

5) No. of schools where alternative place of cooking is a tile / tin/asbestos roofed house = 16

6) No. of schools where alternative place of cooking is thatched house = 03

7) No. of schools where alternative place of cooking is of other category = 04

8) No. of schools where alternative place of storing is SHG's own house = 11

9) No. of schools where alternative place of storing is HM's room / Classroom / school store room/unused room/ old kitchen/ etc = 20

## 11. Safety and Hygiene:

**Table 11.1: Schoolwise status on safety and hygiene relating to MDM**

Sl. No.	School name	General impression on hygiene of school campus	Children are encouraged to wash hands before and after eating	Children partake meals in an orderly manner	Children conserve water while washing hands and utensils	Cooking process and storage of fuel is safe from fire hazard
1	Buragora UGMES	Clean	Yes	Yes	Yes	Yes
2	Malisahi PUPS	Clean	Yes	Yes	Yes	Yes
3	Palasgora NUPS (KGBV)	Clean	Yes	Yes	Yes	Yes
4	Balasingha UPS	Clean	Yes	Yes	Yes	Yes
5	Sarsara TOMES	Clean	Yes	Yes	Yes	Yes
6	Purunakatak NUPS (KGBV)	Clean	No	Yes	Yes	Yes
7	Butupali UPS	Clean	Yes	Yes	Yes	Yes
8	Kelakata NUPS	Clean	Yes	Yes	Yes	Yes
9	Badhigaon TOMES	Clean	Yes	Yes	Yes	Yes
10	Baghapali PUPS	Clean	Yes	Yes	Yes	Yes
11	Saleisingh PS	Clean	Yes	Yes	Yes	Yes
12	Chandrachuda UPS	Clean	Yes	Yes	Yes	Yes
13	Landhi bandha PS	Clean	Yes	Yes	Yes	Yes
14	Tetelenga UGMES	Clean	No	Yes	Yes	Yes
15	Maulisinga PPS	Clean	Yes	Yes	Yes	Yes
16	Amthapada PUPS	Clean	Yes	Yes	Yes	Yes
17	Khaliabagiha PUPS	Clean	Yes	Yes	Yes	Yes
18	Charichhak TOMES	Clean	Yes	Yes	Yes	Yes
19	Badhigaon PS	Clean	Yes	Yes	Yes	Yes
20	Bandhapathar UPS	Clean	Yes	Yes	Yes	Yes
21	Sanagochhapada PPS	Clean	Yes	Yes	Yes	Yes
22	Harijan colony UGMES	Clean	Yes	Yes	Yes	Yes
23	Bamanda UPS	Clean	Yes	Yes	Yes	Yes
24	Palas PUPS	Clean	Yes	Yes	Yes	Yes
25	Biranarasinghpur PUPS	Clean	Yes	Yes	Yes	Yes
26	Brahmanipali PUPS	Clean	Yes	Yes	Yes	Yes
27	Nuasahi PS	Clean	Yes	Yes	Yes	Yes
28	Lambakani PS	Clean	Yes	Yes	Yes	Yes
29	Saligaon PS	Clean	Yes	Yes	Yes	Yes
30	Mahakudpali PUPS	Clean	Yes	Yes	Yes	Yes
31	Baghiapada PUPS	Clean	Yes	Yes	Yes	Yes
32	Rajanpali PS	Clean	Yes	Yes	Yes	Yes
33	Kulimunda PS	Clean	Yes	Yes	Yes	Yes
34	Ichhapur PPS	Clean	Yes	Yes	Yes	Yes
35	Khajuripada PS	Clean	Yes	Yes	Yes	Yes
36	Ereda PS	Not clean	Yes	Yes	Yes	Yes
37	Rathasahi PS	Clean	Yes	Yes	Yes	Yes
38	Brubandaban PS	Clean	Yes	Yes	Yes	Yes
39	Bhaliapadar PPS	Clean	Yes	Yes	Yes	Yes
40	Gothasahi PPS	Not clean	Yes	Yes	Yes	Yes

\*1) No. of schools having clean school campus = 38

2) No. of schools where children are encouraged to wash hands before and after eating = 38

3) No. of schools where water is conserved by children while washing hands and utensils = 40

4) No. of schools where cooking process and storage of fuel is safe from fire hazard = 40

5) No. of schools where children partake meals in an orderly manner = 40



## 12. Community Participation:

**Table 12.1: Schoolwise status on community participation in MDM supervision and monitoring**

Sl. No.	School name	Extent of participation in MDM supervision and monitoring by			Roster maintained by community for MDM supervision
		Parents	SMC	PRI/ULB	
1	Buragora UGMES	Everyday	Everyday	Occasionally	No
2	Malisahi PUPS	Occasionally	Occasionally	Occasionally	No
3	Palasgora NUPS (KGBV)	Occasionally	Everyday	Occasionally	No
4	Balasingha UPS	Occasionally	Occasionally	Occasionally	No
5	Sarsara TOMES	Occasionally	Occasionally	Occasionally	No
6	Purunakatak NUPS (KGBV)	Not at all	Occasionally	Occasionally	No
7	Butupali UPS	Not at all	Occasionally	Occasionally	No
8	Kelakata NUPS	Occasionally	Occasionally	Occasionally	No
9	Badhigaon TOMES	Occasionally	Occasionally	Occasionally	No
10	Baghapali PUPS	Occasionally	Occasionally	Occasionally	No
11	Saleisingh PS	Occasionally	Occasionally	Occasionally	No
12	Chandrachuda UPS	Occasionally	Occasionally	Not at all	No
13	Landhi bandha PS	Occasionally	Everyday	Not at all	No
14	Tetelenga UGMES	Occasionally	Occasionally	Occasionally	No
15	Maulisinga PPS	Everyday	Everyday	Occasionally	No
16	Amthapada PUPS	Occasionally	Occasionally	Occasionally	No
17	Khaliabagiha PUPS	Everyday	Everyday	Occasionally	No
18	Charichhak TOMES	Occasionally	Occasionally	Not at all	No
19	Badhigaon PS	Occasionally	Occasionally	Occasionally	No
20	Bandhapathar UPS	Occasionally	Occasionally	Not at all	No
21	Sanagochhapada PPS	Not at all	Not at all	Not at all	No
22	Harijan colony UGMES	Occasionally	Occasionally	Occasionally	No
23	Bamanda UPS	Occasionally	Occasionally	Occasionally	No
24	Palas PUPS	Occasionally	Occasionally	Occasionally	No
25	Biranarasinghpur PUPS	Occasionally	Occasionally	Occasionally	No
26	Brahmanipali PUPS	Not at all	Occasionally	Occasionally	No
27	Nuasahi PS	Not at all	Occasionally	Not at all	No
28	Lambakani PS	Not at all	Occasionally	Occasionally	No
29	Saligaon PS	Occasionally	Occasionally	Occasionally	No
30	Mahakudpali PUPS	Occasionally	Everyday	Not at all	No
31	Baghiapada PUPS	Occasionally	Occasionally	Occasionally	No
32	Rajanpali PS	Occasionally	Occasionally	Occasionally	No
33	Kulimunda PS	Occasionally	Occasionally	Not at all	No
34	Ichhapur PPS	Occasionally	Occasionally	Occasionally	No
35	Khajuripada PS	Occasionally	Occasionally	Not at all	No
36	Ereda PS	Occasionally	Occasionally	Occasionally	No
37	Rathasahi PS	Occasionally	Occasionally	Not at all	No
38	Brubandaban PS	Occasionally	Occasionally	Not at all	No
39	Bhaliapadar PPS	Occasionally	Occasionally	Occasionally	No
40	Gothasahi PPS	Everyday	Everyday	Not at all	No

\*1) No. of schools where parents supervise and monitor MDM = 34

2) No. of schools where SMC supervise and monitor MDM = 39

3) No. of schools where PRI/ULB supervise and monitor MDM = 28

**4) No. of schools where community has maintained a roster for MDM supervision = Nil**

**Table 12.2: Schoolwise opinion of community leaders on MDM programme**

Sl. No.	School name	Quantity of MDM per child at primary level	Quantity of MDM per child at upper primary level	Overall impression of MDM programme	From where do you know about MDM?
1	Buragora UGMES	Very good	Very good	Satisfactory	Teacher
2	Malisahi PUPS	Good	Good	Good	School
3	Palasgora NUPS (KGBV)	Satisfactory	Good	Satisfactory	Teacher
4	Balasingha UPS	Satisfactory	Satisfactory	Satisfactory	Block official
5	Sarsara TOMES	-	Very good	Satisfactory	Block official
6	Purunakatak NUPS (KGBV)	Good	Good	Satisfactory	Teacher
7	Butupali UPS	Good	Good	Good	School
8	Kelakata NUPS	Satisfactory	Satisfactory	Satisfactory	Teacher
9	Badhigaon TOMES	Satisfactory	Satisfactory	Satisfactory	Block official
10	Baghapali PUPS	Satisfactory	Satisfactory	Satisfactory	Teacher
11	Saleisingh PS	Good	-	Satisfactory	Teacher
12	Chandrachuda UPS	Good	Good	Good	School
13	Landhi bandha PS	Good	-	Satisfactory	Teacher
14	Tetelenga UGMES	Poor	Poor	Satisfactory	Teacher
15	Maulisinga PPS	Good	-	Satisfactory	Block official
16	Amthapada PUPS	Very good	Very good	Good	Teacher
17	Khaliabagiha PUPS	Good	Satisfactory	Satisfactory	Teacher
18	Charichhak TOMES	-	Satisfactory	Satisfactory	Teacher
19	Badhigaon PS	Good	-	Satisfactory	School
20	Bandhapathar UPS	Good	Satisfactory	Satisfactory	School
21	Sanagochhapada PPS	Good	-	Satisfactory	School
22	Harijan colony UGMES	Satisfactory	Satisfactory	Satisfactory	School
23	Bamanda UPS	Satisfactory	Satisfactory	Good	School
24	Palas PUPS	Satisfactory	Satisfactory	Satisfactory	School
25	Biranasinghpur PUPS	Good	Satisfactory	Satisfactory	Teacher
26	Brahmanipali PUPS	Good	Good	Satisfactory	Teacher
27	Nuasahi PS	Satisfactory	-	Satisfactory	Teacher
28	Lambakani PS	Good	-	Satisfactory	Teacher
29	Saligaon PS	Satisfactory	-	Satisfactory	Teacher
30	Mahakudpali PUPS	Good	-	Good	Teacher
31	Baghiapada PUPS	Good	Good	Satisfactory	Teacher
32	Rajanpali PS	Good	-	Satisfactory	School
33	Kulimunda PS	Good	-	Satisfactory	Teacher
34	Ichhapur PPS	Satisfactory	-	Satisfactory	Block official
35	Khajuripada PS	Good	-	Good	Teacher
36	Ereda PS	Good	-	Satisfactory	Teacher
37	Rathasahi PS	Good	-	Satisfactory	School
38	Brubandaban PS	Good	-	Satisfactory	Teacher
39	Bhaliapadar PPS	Satisfactory	-	Satisfactory	Teacher
40	Gothasahi PPS	Good	-	Good	Teacher

- \*1) No. of schools where community has opined that quantity of MDM at primary level is very poor = Nil  
 2) No. of schools where community has opined that quantity of MDM at upper primary level is poor = Nil  
 3) No. of schools where overall impression of community on MDM is average = Nil



### 13. Inspection and Supervision:

**Table 13.1: Schoolwise status on inspection and supervision of MDM programme by MDM officials since 1-4-11**

Sl. No.	School name	Inspection/supervision done by State level officials		Inspection/supervision done by District level officials		Inspection/supervision done by Block level officials	
		No. of times done	Remarks given	No. of times done	Remarks given	No. of times done	Remarks given
1	Buragora UGMES	Nil	-	Nil	-	Nil	-
2	Malisahi PUPS	Nil	-	Nil	-	Nil	-
3	Palasgora NUPS (KGBV)	Nil	-	Nil	-	Nil	-
4	Balasingha UPS	Nil	-	Nil	-	Nil	-
5	Sarsara TOMES	Nil	-	Nil	-	Nil	-
6	Purunakatak NUPS (KGBV)	Nil	-	Nil	-	Nil	-
7	Butupali UPS	Nil	-	Nil	-	Nil	-
8	Kelakata NUPS	Nil	-	Nil	-	Nil	-
9	Badhigaon TOMES	Nil	-	Nil	-	Nil	-
10	Baghapali PUPS	Nil	-	Nil	-	2	No
11	Saleisingh PS	Nil	-	Nil	-	Nil	-
12	Chandrachuda UPS	Nil	-	Nil	-	Nil	-
13	Landhi bandha PS	Nil	-	Nil	-	Nil	-
14	Tetelenga UGMES	Nil	-	Nil	-	Nil	-
15	Maulisinga PPS	Nil	-	Nil	-	2	No
16	Amthapada PUPS	Nil	-	Nil	-	1	No
17	Khaliabagiha PUPS	Nil	-	Nil	-	Nil	-
18	Charichhak TOMES	Nil	-	Nil	-	Nil	-
19	Badhigaon PS	Nil	-	Nil	-	Nil	-
20	Bandhapathar UPS	Nil	-	Nil	-	Nil	-
21	Sanagochhapada PPS	Nil	-	Nil	-	Nil	-
22	Harijan colony UGMES	Nil	-	Nil	-	Nil	-
23	Bamanda UPS	Nil	-	Nil	-	Nil	-
24	Palas PUPS	Nil	-	Nil	-	Nil	-
25	Biranasinghpur PUPS	Nil	-	Nil	-	Nil	-
26	Brahmanipali PUPS	Nil	-	Nil	-	Nil	-
27	Nuasahi PS	Nil	-	Nil	-	1 (21-6-11)	No
28	Lambakani PS	Nil	-	Nil	-	Nil	-
29	Saligaon PS	Nil	-	Nil	-	Nil	-
30	Mahakudpali PUPS	Nil	-	Nil	-	Nil	-
31	Baghiapada PUPS	Nil	-	Nil	-	Nil	-
32	Rajanpali PS	Nil	-	Nil	-	Nil	-
33	Kulimunda PS	Nil	-	Nil	-	Nil	-
34	Ichhapur PPS	Nil	-	Nil	-	Nil	-
35	Khajuripada PS	Nil	-	Nil	-	Nil	-
36	Ereda PS	Nil	-	Nil	-	Nil	-
37	Rathasahi PS	Nil	-	Nil	-	Nil	-
38	Brubandaban PS	Nil	-	Nil	-	Nil	-
39	Bhaliapadar PPS	Nil	-	Nil	-	Nil	-
40	Gothasahi PPS	Nil	-	Nil	-	Nil	-

\*1) No. of schools inspected/supervised by State level officials since 1-4-11 = Nil

2) No. of schools where inspected/supervised by District level officials since 1-4-11 = Nil

3) No. of schools where inspected/supervised by Block level officials since 1-4-11 = 04

#### 14. Impact:

**Table 14.1: Schoolwise opinion of parents, teachers and students on impact of MDM**

Sl. No.	School name	MDM has improved the enrollment and attendance of children	MDM has improved the general health of children	MDM has improved the nutritional status of children
1	Buragora UGMES	Yes	Yes	Can't say
2	Malisahi PUPS	Yes	Yes	Can't say
3	Palasgora NUPS (KGBV)	Yes	Yes	Yes
4	Balasingha UPS	Yes	Can't say	Can't say
5	Sarsara TOMES	Yes	Yes	Can't say
6	Purunakatak NUPS (KGBV)	Yes	Yes	Can't say
7	Butupali UPS	No	Yes	Yes
8	Kelakata NUPS	Yes	Yes	Yes
9	Badhigaon TOMES	Yes	Can't say	Can't say
10	Baghapali PUPS	Yes	Yes	Yes
11	Saleisingh PS	Yes	Yes	Can't say
12	Chandrachuda UPS	Yes	Yes	Yes
13	Landhi bandha PS	Yes	Yes	Yes
14	Tetelenga UGMES	Yes	No	No
15	Maulisinga PPS	Yes	Yes	Can't say
16	Amthapada PUPS	Yes	Yes	Yes
17	Khaliabagiha PUPS	Yes	Yes	Yes
18	Charichhak TOMES	Yes	Yes	Yes
19	Badhigaon PS	Yes	Yes	Yes
20	Bandhapathar UPS	Yes	Yes	Can't say
21	Sanagochhapada PPS	Yes	Yes	Yes
22	Harijan colony UGMES	Yes	Yes	Yes
23	Bamanda UPS	Yes	No	No
24	Palas PUPS	Yes	Yes	Yes
25	Biranarasinghpur PUPS	Yes	Yes	Can't say
26	Brahmanipali PUPS	Yes	Yes	Yes
27	Nuasahi PS	Yes	Yes	Yes
28	Lambakani PS	Yes	Yes	Yes
29	Saligaon PS	Yes	Yes	Yes
30	Mahakudpali PUPS	Yes	Yes	Can't say
31	Baghiapada PUPS	Yes	Yes	Yes
32	Rajanpali PS	No	No	No
33	Kulimunda PS	Yes	Yes	Yes
34	Ichhapur PPS	Yes	Yes	Yes
35	Khajuripada PS	Yes	Yes	Can't say
36	Ereda PS	Yes	Yes	Yes
37	Rathasahi PS	Yes	Yes	Can't say
38	Brubandaban PS	Yes	Yes	Yes
39	Bhaliapadar PPS	Yes	Yes	Yes
40	Gothasahi PPS	Yes	Yes	Can't say

\*1) No. of schools where parents, teachers and students have opined that MDM has improved students' enrollment and attendance = 38

2) No. of schools where parents, teachers and students have opined that MDM has improved general health of children = 35

3) No. of schools where parents, teachers and students have opined that MDM has improved nutritional status of children = 23

# **KEONJHAR DISTRICT**

## **Introduction:**

Keonjhar District is located in the northern region of ODISHA State. It has 2840 number of schools covered under SSA. The District office concerned with MDM scheme is located at Keonjhar town. In order to implement MDM activities, District as well as Block level officials have been engaged. Besides, the teachers, SMC members and PRI members are also allowed to supervise the MDM scheme at school level. As per the MDM guidelines, rice is provided to the SHG/SMC who prepares and provides MDM purchasing dal, egg, mealmakers, vegetables and fuel. Each school is to get the cooking cost in advance every month and produce the expenditure statement along with vouchers to the Block office every month for release of the expenditure amount.

## **Procedure and criteria adopted for selection of sample schools:**

As per the MoU and ToR, 40 schools have been identified in discussion with the DPO staffs of Sarva Shiksha Abhiyan of the District on 25-7-11 for monitoring of MDM activities at school level. The guidelines mentioned in the ToR have been followed for school selection. The 40 schools include 8 urban schools and 32 rural schools. The school wise details of criteria basing upon which the sample schools have been identified have been reflected in the DPO's **letter no. 5485 (13) dtd. 25-7-2011** placed at page 84. Out of the 40 sample schools, **16** are primary schools (PS) and the rest upper primary schools (UPS). Each of the 40 sample schools has been visited by 01 of the members of the monitoring team who has spent 01 full day at the school to collect the MDM related data as per the format prescribed by the MHRD, GoI. The Nodal Officer has also visited one-third of the 40 sample schools as per the ToR. The data have been obtained by interacting with children, teachers, cook, helper, SHG/SMC/NGO providing MDM at school point and by observing the process of MDM preparation, storage and distribution. The data then have been cross-checked, cleaned and tabulated for analysis in respect of different aspects of the MDM scheme.

# Mid-Day Meal Scheme:

(i)	Name of the Monitoring Institution	NCDS
(ii)	Period of the report	1-04-2011 to 30-9-2011
(iii)	Name of the District	KEONJHAR
(iv)	Date of visit to the Districts/Schools	25-7-11 to 05-8-11

1.	<p><b><u>REGULARITY IN SERVING MEAL:</u></b> Whether the school is serving hot cooked meal daily? If there was interruption, what was the extent and reasons for the same?</p>	Students, Teachers & Parents																		
	<p>The MI has visited 40 schools and has found that hot cooked meal is served in every school. In 08 of these schools since 1-4-11 provision of MDM has been stopped for some days (for school wise details, see Table 1.1 at page 86 ). The reasons for interruption of MDM provision are: (1) lack of rice, (2) prematric scholarship centre, (3) less attendance (For school wise details, see Table 1.1).</p>																			
2.	<p><b><u>TRENDS:</u></b> Extent of variation (As per school records vis-à-vis Actuals on the day of visit)</p> <table border="1"> <thead> <tr> <th>No.</th> <th>Details</th> <th>On the day of visit</th> </tr> </thead> <tbody> <tr> <td>i.</td> <td>Enrollment</td> <td>7174</td> </tr> <tr> <td>ii.</td> <td>No. of children opted for MDM</td> <td>7174</td> </tr> <tr> <td>iii.</td> <td>No. of children attending the school on the day of visit</td> <td>5242</td> </tr> <tr> <td>iv.</td> <td>No. of children availing MDM as per MDM Register</td> <td>5165</td> </tr> <tr> <td>v.</td> <td>No. of children actually availing MDM on the day of visit</td> <td>5052</td> </tr> </tbody> </table>	No.	Details	On the day of visit	i.	Enrollment	7174	ii.	No. of children opted for MDM	7174	iii.	No. of children attending the school on the day of visit	5242	iv.	No. of children availing MDM as per MDM Register	5165	v.	No. of children actually availing MDM on the day of visit	5052	School level registers, MDM Registers Head Teachers, Schools level MDM functionaries / Observation of the monitoring team.
	No.	Details	On the day of visit																	
i.	Enrollment	7174																		
ii.	No. of children opted for MDM	7174																		
iii.	No. of children attending the school on the day of visit	5242																		
iv.	No. of children availing MDM as per MDM Register	5165																		
v.	No. of children actually availing MDM on the day of visit	5052																		
<p>Many children do not get MDM because they do not come to schools. In some schools, some children who have come to schools also do not take MDM. They go to home to take home made food. In the 40 sample schools, 7174 children have been enrolled and for 7174 children rice is supplied. On the day of MI's visit, 5364 children (74.8%) have attended the school, but 5052 (70.4%) children have actually taken MDM (For school wise details, see Table 2.1 at page 87). The main reasons for which children do not come to school need to be explored. The DPO should physically verify the actually enrolled children. Some of the enrolled children have been found, from the Students Attendance Register, to be either long absentees or not coming to school at all since 1-4-11. These may include fake-enrolled or children enrolled in more than one school. A detailed examination of the actually enrolled children, cluster or block-wise, may reduce the percentage of enrolled children not taking MDM because they do not come to school.</p>																				



The change of diet policy from “same diets everyday” (Bhata and dalma) to “varied diets every day” has been appreciated by children and has yielded results in narrowing down the percentage gap between the percentage of children attending school and the percentage of children actually availing MDM. The MDM consumption rate has also increased to 70.4 per cent and the gap has been to only 4.4 per cent. Further, the gap between the percentage of children availed MDM as per the MDM register and the percentage of children actually availed MDM has also become only 1.6 per cent and there is a valid reason behind it. In 26 (65.0%) out of the 40 sample schools (See table 2.1 at page 87 for schoolwise details), in prayer class (at 10 AM) the students are being asked by teachers/ Student Food Minister to raise hands for opting to take MDM on the day and accordingly the MDM food is cooked for only the willing students. Therefore, in these 26 schools, the number of children availed MDM as per the MDM register is same or slightly less than the actual number of children taken MDM. Consequently, no amount of cooked MDM item, has been found to be unconsumed / waste in these 26 schools.

In the other 14 schools, this process is not being practiced, MDM food items are cooked for all those children present in the school as per the attendance register. No body (SMC/SHG/teacher/school cabinet) asks the children whether for any reason any of them is not interested to take MDM on the day. It is presumed that every body is to consume MDM. Consequently, some of the children, although have attended the school, have been noticed not to eat the MDM food items. The reasons have been found as:

- Children go to home to take food (e.g. Bandita Biswal, Class VIII, Baidyarajsaahi UGUPS, Keonjhar Municipality (urban) on 1-8-11).
- MDM food items are not tasty or properly cooked (eg, (1) Purnima Nayak, Class IV, Naranpur PS (rural) on 27-7-11 and (2) Ganesh Munda and Laxmi Munda, Class VI, Kabitra NUPS (rural) on 28-7-11).
- Children have brought tiffin from home (eg. (1) Swagat Mohanty and Rakesh Jena, Class VII, Ghatagaon Govt. UPS (rural) on 26-7-11 and (2) Pritisaya Raula, Rupashri Nayak and Tapaswini Sahu, Class VI, Saharpur UGUPS (rural) on 1-8-11).
- Children have not brought eating utensil and the schools have no utensils to provide them (e.g. Santos Mishra and Ranjan Dash, Class VII, Ghatagaon UGUPS (rural), on 26-7-11).
- Children have brought money and have purchased the outside food items during MDM time and consumed (e.g. (i) Sujata Mahanta, Class VI, Palasapanga NUPS (rural) on 29-7-11 and (2) Om Prakash Sahoo, Class IV, Naranpur PS (rural) on 27-7-11).

3.	<p><b><u>REGULARITY IN DELIVERING FOOD GRAINS TO SCHOOL LEVEL:</u></b></p> <p><b>(v) Is school receiving food grain regularly? If there is delay in delivering food grains, what is the extent of delay and reasons for the same?</b></p>	<p><b>School level registers, MDM Registers, Head Teacher, School level MDM functionaries.</b></p>
	<p>Out of the 40 sample schools, 26 schools have received rice regularly since 1-4-11. In 14 schools, rice has been received in 02 days to 02 months delay (For school wise details, see Table 3.1 at page 88 ). Dal, vegetable, mealmaker and eggs are procured from local markets. The delay in supply of rice has been made due to official reasons which need to be further explored.</p>	
	<p><b>(vi) Is buffer stock of one-month's requirement is maintained?</b></p>	<p><b>School level registers, MDM Registers, Head Teacher, School level MDM functionaries</b></p>
	<p>There is a buffer stock of one month's requirement of rice in 25 out of the 40 sample schools (For school wise details see, Table 3.1). The Block officials have adopted no mechanism to monitor the quantum of availability of buffer stock of rice.</p>	
	<p><b>(iii) Is the quantity of food grains supplied as per the marked / indicated weight?</b></p>	
	<p>In 33 out of 40 schools, rice has been supplied less than the marked weight of the bag (i.e. 50kg). Rice has been received less up to 1 to 5 kg. per 50 kg. bag (for schoolwise details see Table 3.1) The Block/ District Officers have not taken appropriate measures to address this problem.</p>	
	<p><b>(iv) Is the food grains delivered at the school?</b></p>	<p><b>School level registers, MDM Registers, Head Teacher, School level MDM functionaries</b></p>
<p>Rice is delivered at schools in 39 out of 40 sample schools. In 01 school, rice is not delivered at school but the school receives it from Block Office (For school wise details, see Table 3.1).</p>		
<p><b>(v) Is the quality of food grain good?</b></p>		
<p>In 39 out of 40 sample schools, the rice received has been of good quality. In 01 school, insects have been found in rice (For school wise details, see Table 3.2 at page 89 ).</p>		
4.	<p><b><u>REGULARITY IN DELIVERING COOKING COST TO SCHOOL LEVEL:</u></b></p> <p><b>(vii) Is school receiving cooking cost in advance regularly? If there is delay in delivering cooking costm what is the extent of delay and reasons for it?</b></p>	<p><b>School level registers, MDM Registers, Head Teacher, School level MDM functionaries.</b></p>
	<p>None out of the 40 sample schools has received the cooking cost in advance regularly. The extent of delay of receiving cooking cost has ranged from 1 to 3months. The main reasons of such delay have been: (1) delay by Block office to release the cooking cost, (2) delay in the submission of vouchers and expenditure statement by SMC/SHG to Block</p>	

	Office and (3) delay to open the MDM account by SHG / SMC (See Table 4.1 at page 90 for school-wise details.) The strategy of releasing cooking advance needs improvement. The fuel price payment is not sufficient in case of PS having less than 100 student strength. Same is the case with purchase of eggs.	
	<b>(viii) In case of delay, how schools manage to ensure that there is no disruption in the feeding programme?</b>	<b>School level registers, MDM Registers, Head Teacher, School level MDM functionaries.</b>
	In case of delay, the SHGs have utilized their own fund; the HMs have utilized their own fund; and the SMC members have utilized their own fund (For school wise details, see Table 4.1 at page 90 ). In case of delay in release of advance cooking cost, the HMs have been verbally instructed by the DI/BDO to manage MDM. Thus MDM rules are tacitly violated	
	<b>(ix) Is cooking cost paid by Cash or through banking channel?</b>	<b>School level registers, MDM Registers, Head Teacher, School level MDM functionaries.</b>
	The cooking cost has been received only through bank (for school wise details, see Table 4.1).	
<b>5.</b>	<b><u>SOCIAL EQUITY:</u> Did you observe any gender or caste or community discrimination in cooking or serving or seating arrangements?</b>	<b>Observations</b>
	In none of the sample 40 schools, the MI has noticed any discrimination in cooking, serving and sitting arrangement for MDM basing upon gender, caste or community (For school wise details, see Table 5.1 at page 91).	
<b>6.</b>	<b><u>VARIETY OF MENU:</u> (vii) Has the school displayed its weekly menu, and is it able to adhere to the menu displayed?</b>	<b>Observations and discussion with children teachers, parents, VEC members, Gram Panchayat members and cooks.</b>
	18 out of the 40 sample schools have displayed their weekly menu at a visible place. This menu has been prepared by the State Government. However in all 40 sample school the MDM is prepared everyday as per the weekly menu (for school wise details, see Table 6.1 at page 92 )	
	<b>(viii) Is there variety in the food served or is the same food served daily?</b>	<b>Observations and discussion with children teachers, parents, VEC members, Gram Panchayat members and cooks.</b>
	In all of the 40 sample schools different food items are provided to children daily. The food items have been decided by the State Government keeping in view the nutritional requirement of the children.	
	<b>(ix) Does the daily menu include rice / wheat preparation, dal and vegetables?</b>	<b>Observations and discussion with children teachers, parents, VEC members, Gram Panchayat members and cooks.</b>

	<p>In all 40 sample schools, the daily menu includes rice and vegetables every day. Dal is part of daily menu in all schools 02 days every week. Wheat is not given at all (For school wise details, see Table 6.1).</p>	
7.	<p><b><u>QUALITY &amp; QUANTITY OF MEAL:</u></b>  <b>Feedback from children on</b>  <b>e) Quality of meal:</b></p>	<p><b>Observations of Investigation during MDM service</b></p>
	<p>In 39 out of 40 sample schools, children have appreciated the quality of rice and in 38 schools, children have appreciated the quality of curry and dal (For school wise details, see Table 7.1 at page 93).</p>	
	<p><b>f) Quantity of meal:</b></p>	<p><b>Observations of Investigation during MDM service</b></p>
	<p>In 35 out of the 40 sample schools, children have appreciated the quantity of rice and in 39 schools, they have appreciated the quantity of dal and curry served to them (For school wise details, see Table 7.1)</p>	
	<p><b>c) {If children were not happy Please give reasons and suggestions to improve.}</b></p>	<p><b>Observations of Investigation during MDM service</b></p>
<p>The children of Kabitra NUPS have expressed unhappiness over the quality of rice and dal mainly because the grains sometimes are not properly boiled (For school wise details, see Table 7.1). Less quantity of rice is given 05 schools.</p>		
8.	<p><b><u>SUPPLEMENTARY:</u></b>  <b>(iii) Is there school Health Card maintained for each child?</b></p>	<p><b>Teachers, Students, School Record</b></p>
	<p>In 09 out of the 40 sample schools, health card has been kept for the children (For school wise details, see Table 8.1 at page 94). However, the health cards do not contain any health related information.</p>	
	<p><b>(ii) No. of times health check up of children done since 1-4-2011.</b></p>	
	<p>Health check up of children has been done in 04 schools since 1-4-2011 and it has been done only once in these schools (for school wise details, see Table 8.1).</p>	
	<p><b>(iii) Whether children are given micronutrients (Iron, folic acid, vitamin – A dosage) and de-worming medicine periodically?</b></p>	<p><b>Teachers, Students, School Record</b></p>
	<p>In none of the 40 sample schools, iron tablets, Vitamin A tablets and de-worming tablets have been given periodically (for school wise details, see Table 8.1 at page 94 ). In 01 school, the de-worming medicines have been given, since 1-4-11, only once.</p>	
	<p><b>(iv) Who administers these medicines and at what frequency?</b></p>	<p><b>Teachers, Students, School Record</b></p>
	<p>The medicines have been provided by the State Government.</p>	
<p><b>(v) No. of times these medicines have been given since 1-4-2011.</b></p>		
<p>The de-worming medicines have been given only once in the school (See Table 8.1).</p>		

<p><b>STATUS OF COOKS:</b></p> <p><b>(iii) Who cooks and serves the meal? (Cook/helper appointed by the Department or Self Help Group, or NGO or Contractor)</b></p>	<p><b>Observations and discussion with children teachers, parents, VEC members, Gram Panchayat members and cooks.</b></p>
<p>Out of the 40 sample schools, Cook and Helper have been engaged by SHG in 17 schools and in 22 schools by SMC (For school wise details, see Table 9.1 at page 95 ).</p>	
<p><b>(ii) Is the number of Cooks and Helpers engaged as per Govt. of India norms?</b></p>	<p><b>Observations and discussion with children teachers, parents, VEC members, Gram Panchayat members and cooks.</b></p>
<p>As per the Government of India norms ( vide, Lr. F. No. 5-1 / 2010-MDM-2-1 Govt. of India, MHRD, Department of School and Mass Education and Literacy, MDM Division Dt:30-04-2010), 01 cook-cum-helper shall be engaged to a school up to 25 students. 02 cook-cum-helpers for schools having 26 to 100 students. And 01 additional cook-cum-helper.</p> <p>This norm is not followed in Orissa. On the other hand, irrespective of the student strength, a school has 01 cook and 01 helper (For school wise details, see Table 9.1 at page 95). However, out of the 40 sample schools, 29 schools have number of cook and helpers as per the GoI norm (For school wise details, see Table 9.1).</p>	
<p><b>(iii) What is remuneration paid to cooks/helpers?</b></p>	<p><b>Observations and discussion with children teachers, parents, VEC members, Gram Panchayat members and cooks.</b></p>
<p>The Cook is paid Rs.600/- per month and the Helper is paid Rs.400/- per month in all sample schools. (For school wise details, see Table 9.1). As per the State Govt's commitment in the 2011 PAB meeting, the Cook/Helper is to get Rs 1000/- per month but this has not been implemented so far.</p>	
<p><b>(iv) Are the remuneration paid to cooks/helpers regularly?</b></p>	<p><b>Observations and discussion with children teachers, parents, VEC members, Gram Panchayat members and cooks.</b></p>
<p>In only 04 schools the Cook and Helper have got their remuneration regularly. In other 35 schools, they have got their remunerations with a delay of 1 to 3 months in different schools (For school wise details, see Table 9.1). As per the current MDM rules of the State, the Cook and Helper are to get their remuneration every month regularly.</p>	
<p><b>(v) Social Composition of cooks /helpers? (SC/ST/OBE/Minority)</b></p>	<p><b>Observations and discussion with children teachers, parents, VEC members, Gram Panchayat members and cooks.</b></p>

9.

	<p>In 38 out of the sample 40 schools, the Cook belongs to SC/ ST/ OBC/ minority community. In 38 schools, the Helper belongs to SC/ST/OBC/minority community (For school wise details, see Table 9.1). Thus employment facility is given to the backward communities on priority.</p>	
10.	<p><b><u>INFRASTRUCTURE:</u></b>  <b>1) Is a pucca kitchen shed-cum-store:</b>  <b>(k) Constructed and in use</b>  <b>(l) Constructed but not in use under</b>  <b>(m) Under construction</b>  <b>(n) Sanctioned, but constructed not started</b>  <b>(o) Not sanctioned</b>  <b>Any other (specify)</b></p>	<p><b>School records, discussion with head teacher, teacher, VEC, Gram Panchayat members.</b></p>
	<p>Out of the 40 sample schools, pucca kitchen shed is not sanctioned for 06 schools. In 03 schools, the pucca kitchen shed-cum-store that has been constructed is in use for both cooking and storing. In 16 schools, it is constructed but is not used for cooking and in 25 schools it is constructed but not in use for storing. In 01 school, it is under construction whereas in 01 school it is sanctioned but the construction work has not started (For school wise details, see Table 10.1 at page 96). In 30 out of 33 schools, the pucca kitchen shed cum-store constructed with MDM grant of Rs 60,000/- is not used for cooking or storing or for both.</p>	
	<p><b>2. Construction grant received under which scheme?</b></p>	
	<p>All the schools who have got the sanction for constructing the kitchen-cum-store have got it under the MDM scheme (For school wise details, see Table 10.1).</p>	
	<p><b>3. Reason for not using the constructed kitchen-cum-store for cooking and storing</b></p>	
<p>The constructed kitchen-cum-store is not used for cooking because kitchen has not / recently been handed over to HM (03 schools), no ventilation facility (06 schools), space shortage (02 schools), kitchen distantly located (01 school), or kitchen used as classroom/office/ store (4 schools). Further, the same is not used for storing because of space shortage (05 schools), fear of theft (08 schools), kept KGBV materials (01 school) or using as classroom/office (03 schools) (For school wise details, see Table 10.1).</p>		
11.	<p><b>In case the pucca kitchen shed is not available, where is the food being cooked and where are the food grains/other ingredients being stored.</b></p>	<p><b>Discussion with head teacher, teacher, VEC, Gram Panchayat members, Observation</b></p>
	<p>There are 24 out of the 40 sample schools where pucca kitchen is not used for cooking MDM. Out of these, in 01 school, MDM is cooked in open place. In 02 schools, it is cooked on school verandah. In 01 school, it is cooked in a thatched house whereas in 20 schools, it is cooked in an asbestos / tin / tile roofed house.</p>	

	<p>There are 33 schools where MDM is not stored in a pucca kitchen-cum-store. In all these schools food grains are stored in HM's room / classroom / store room of school/ unused room of school/MCS room/CRC room/ temple's meeting room. (For school wise details, see Table 10.2 at page 97).</p>	
12.	<p><b>Whether potable water is available for cooking and drinking purpose?</b></p>	<p><b>Discussion with head teacher, teacher, VEC, Gram Panchayat members, Observation</b></p>
	<p>In 34 out of the 40 sample schools, potable water is available for cooking and drinking purpose (For school wise details, see Table 10.2).</p>	
13.	<p><b>Whether utensils used for king food are adequate?</b></p>	<p><b>Teachers/Organizer of MDM Programme</b></p>
	<p>In 20 out of 40 sample schools, adequate utensils are available for cooking MDM (For school wise details, see Table 10.2)</p>	
14.	<p><b>What is the kind of fuel used? (Gas based/firewood etc.)</b></p>	<p><b>Observation</b></p>
	<p>In 38 schools, firewood is used as fuel. In 02 schools, coal is used as fuel (For school wise details, see Table 10.2).</p>	
15.	<p><b><u>SAFETY &amp; HYGIENE:</u></b></p>	
	<p><b>(iv) General Impression of the environment, Safety and hygiene:</b></p>	<p><b>Observation</b></p>
	<p>In 38 out of 40 sample schools, clean and safe environment exists (For school wise details, see Table 11.1 at page 98). Every day the school campus and classrooms are cleaned by the students.</p>	
	<p><b>ii. Are children encouraged to wash hands before and after eating</b></p>	<p><b>observation</b></p>
	<p>In 34 out of 40 sample schools, children are encouraged by the teachers to wash hands using soap and water both before and after eating MDM. (For school wise details, see Table 11.1).</p>	
	<p><b>iii. Do the children partake meals in an orderly manner?</b></p>	<p><b>observation</b></p>
	<p>In all the 40 sample schools children are seen to partake MDM in an orderly manner (Table 11.1).</p>	
	<p><b>iv. Conservation of water?</b></p>	<p><b>Observation</b></p>
<p>In all 40 sample schools, children are found to conserve water while washing hands and utensils (For school wise details, see Table 11.1).</p>		
<p><b>v. Is the cooking process and storage of fuel safe, not posing any fire hazard?</b></p>	<p><b>observation</b></p>	
<p>In all 40 sample schools, cooking and storage places are found to be safe from any fire hazard (Table 11.1).</p>		
16.	<p><b><u>COMMUNITY PARTICIPATION:</u></b>  <b>1) Extent of participation by Parents/ VECs /Panchayats /Urban bodies in daily supervision, monitoring, participation</b></p>	<p><b>Discussion with head teacher, teacher, VEC, Gram Panchayat members</b></p>

	<p>In 34 schools parents supervise and monitor the MDM. In all 40 sample schools SMC and in 31 schools PRI/ULB supervise and monitor MDM (For school wise details, see Table 12.1 at page 99 ). In some schools, they supervise every day whereas in other schools, they supervise occasionally.</p>	
	<p><b>2) Any roster maintained by community for supervision of MDM?</b></p>	
	<p>Roster is not maintained in all 40 sample schools (Table 12.1).</p>	
	<p><b>3) (a) opinion of community on quantity of MDM per child at primary level</b></p>	
	<p>In none of 40 sample schools, the community has opined that the quantity of MDM per child at primary level is poor (For school wise details, see Table 12.2 at page 100 ).</p>	
	<p><b>(b) Opinion of community on quantity of MDM per child at upper primary level.</b></p>	
	<p>In none of the 40 sample schools, the community has opined that the quantity of MDM per child at upper primary level is poor (For school wise details, see Table 12.2 at page 100).</p>	
	<p><b>(c) Overall impression of MDM programme.</b></p>	
	<p>In none of the 40 schools, the overall impression of community on MDM is average (Table 12.2).</p>	
	<p><b>(d) From where do you know about MDM.</b></p>	
	<p>The community has known about MDM from various sources like TV, Block Official, newspaper, teacher and AWW (For school wise details, see Table 12.2).</p>	
17.	<p><b><u>INSPECTION &amp; SUPERVISION</u></b></p> <p><b>Has the mid day meal programme been inspected by any state/district/block level officers/officials?</b></p>	<p><b>School records, discussion with head teacher, teachers, VEC, Gram Panchayat members</b></p>
	<p>In 03 schools the Block level officers have inspected MDM programme. The State level officers and District level officers have visited no school and 04 schools respectively since 1-4-2011 (For school wise details, see Table 13.1 at page 101 ). In all cases, these officers have not given any written remarks regarding MDM.</p>	
18.	<p><b><u>IMPACT</u></b></p> <p><b>Has the mid day meal improved the enrollment, attendance of children in school, general well being (nutritional status) of children? Is there any other incidental benefits due to serving cooked meal in schools.</b></p>	<p><b>School records, discussion with head teacher, teachers, students, VEC, Gram Panchayat members.</b></p>
	<p>In all 40 sample schools, parents, teachers and students have opined that MDM has improved students' enrollment and attendance. In 35 schools they have opined that MDM has improved general health of children. In 26 schools they have opined that MDM has improved nutritional status of children (For school wise details, see Table 14.1 at page 102).</p>	



## Major Issues:

### 1. Issue of non-provision of MDM on working days.

- Limited only to 08 (20%) out of 40 sample schools.
- Reason is lack of supply of rice to 06 out of 08 schools.

### 2. Issue of large number (25.2%) of the enrolled children not coming to school and hence unable to take MDM.

- Many children are either long absentees or have not at all come to school since 1-4-11.
- The reason may be fake enrollment or enrollment in more than one school.

### 3. Issues of children (4.4%) denying to take MDM although have attended the school.

- The quantum of such children has been found only in 18 out of the 40 sample schools.
- The reasons are many: (1) children going to home to take food; (2) children not eating owing to lack of utensils; (3) children eating home-made tiffin or snacks purchased from market; and (4) MDM food items are not tasty.

### 4. Issue of cooked MDM food items not consumed by some (1.6%) children, although MDM has been cooked for them.

- The quantum of such children has been found only in 14 out of the 40 sample schools.
- The reason is the lack of attempt to count before cooking MDM, the number of children who would not take MDM and not to cook MDM for them.

### 5. Issue of not releasing cooking cost in advance regularly

As per the new MDM policy, the State is to release the cooking cost in advance by the first week of every month to the bank account of the SHG/SMC managing the MDM at school level. All SHGs / SMCs managing MDM have therefore been asked to open a separate MDM bank account in March 2011. The State Govt. has also adopted a policy to release the advance cooking cost Rs.10, 000/- or Rs.15, 000/- depending on the students strength of the school. The MI has observed that 39 out of the 40 sample schools have got this advance once. Only the Jhadeswar NUPS has not received it owing to mistake in opening the MDM account. The other observations are –

- No school has got the cooking cost in advance in subsequent months.

- The reasons are: (1) delayed or no submission of vouchers and expenditure statement by SHG/SMC to the Block office, and (2) delay by the Block Officers to release the cooking cost in advance every month.

**6. Issue of managing the fuel cost in primary schools with students enrollment <100.**

- At present the fuel cost given at primary school level is 22 paise per child per day. When in schools, the students attendance become less, say for instance 50, the actual expenditure against fuel becomes more than the available cooking cost.
- Expenditure on fuel for cooking MDM for 50 children of a Primary School is almost same as that for 50 children of an upper primary school for given number of MDM items. Then why should we pay 22 paise per child per day for primary school and 40 paise per child per day for upper primary school.
- In many schools, MDM for both primary and upper primary students is cooked together leading to a combined fuel expenditure.

**7. Issue of engaging Head Teachers in managing MDM**

The Head Teachers in some schools are compelled under the following circumstances to procure and manage MDM.

- BDO/DI of schools verbally instructs the Head Teachers during meetings not to stop provision of MDM at any cost. Written letter in this regard is not circulated. Thus tacitly the MDM rule 6 is violated by the authorities who are supposed to protect it.
- SMC members take plea that they do not have time to manage MDM but urge that children should get MDM everyday and request the Head Teachers to manage MDM.
- In the event of delay in payment of advance cooking cost, some SHGs are not willing to manage MDM utilizing their own fund.

**8. Less and irregular payment of remuneration to Cook and Helper.**

- Cooks and Helpers of all schools are paid much less than the Government of India norm and are not regularly paid every month.

**9. Issue of no health check up and no provision of Vit A, iron tablets and de-worming tablets.**

- Health check up has been done in a very limited schools. Vit. A, iron tablets and de-worming tablets are not given to children.

**10. Issue of no use of pucca kitchen shed-cum-store.**

- There are 33 schools where pucca kitchen shed-cum-store has been constructed under the MDM scheme but in 30 of them, it is not used either for cooking or for storing or for both purposes. The reasons are varied from school to school but the main three of them are space shortage, fear of theft and smoke problem.

**11. Issue of inadequate availability of cooking utensils.**

- Half of the sample schools face difficulty in cooking and serving MDM due to inadequate availability of cooking utensils.

**12. Issue of lack of supervision and monitoring of MDM**

- The management of MDM is not properly monitored and supervised by the concerned officers at all levels and this has yielded gross mismanagement of MDM. Food grains are supplied less than the weighted amount. Food grains are not timely supplied. MDM is cooked for children who do not eat it. The constructed pucca kitchen shed-cum-store is not utilized for cooking and storing. Cook and Helper do not receive their remuneration regularly every month. Cooking cost advance is not released to school regularly every month.

**13. Issue of lack of proper weighing system for measuring the weight of food grains and vegetables and the weight of children.**

- In none of the 40 sample schools, weight of children is measured to know their nutritional status. Similarly, the weight of food grains and vegetables is not accurately measured. It is roughly assessed.

**Suggestions:**

1. Rice stock availability at school be recorded every month and accordingly the required amount of rice be supplied with only 01 month of buffer stock.
2. Physical verification of the enrolled children at every school be made and the cases of fake/multiple enrollment be identified and quashed out.
3. Eating utensils be made available at each school. MDM food items be made more tasty with provision of more quantum of dal and vegetables per child per day. School gate may be closed during recess hours and children be motivated to eat MDM together with other

children. Neat and clean dinning space be provided so that the children will like to eat in a safe place throughout the year. Each school be provided with a pucca dinning hall having vitrified tiled floor, sitting space as per enrollment strength, safe drinking water facility and facility for washing utensils and hands with soap and water.

4. Each school be instructed to identify, at morning prayer class every day, the children who would opt for taking MDM and MDM be cooked only for them.
5. The Head Teachers, SHGs and SMCs may be given onsite support relating to timely submission of vouchers and expenditure statement to the Block Office. Adequate supporting staff may be provided to facilitate the Block office in releasing the advance cooking cost regularly by the 1<sup>st</sup> week of every month.
6. Fuel cost for a primary student be made same as that for an upper primary student. Keeping in view, the present market price of firewood, the fuel cost may be revised by the appropriate authority.
7. The government officers like BDO/DI/SI of schools may be made accountable for giving any verbal instruction to the Head Teachers not to stop provision of MDM at any cost and thus compelling them to manage MDM.
8. No Head Teacher/ teacher be made accountable for any kind of discrepancy or stoppage in the management or procurement of MDM.
9. The roles of SMC, SHG and teachers relating to MDM management be displayed in flex board in a visible place in school for generating awareness as well as transparency of MDM rules.
10. Each Cook/ Helper be posted as Cook-cum-Helper and be paid Rs.1000/- per month as remuneration. The Govt. of India norm relating to posting of the number of Cook-cum-Helper as per the student strength of school be adopted soon.
11. The State should take steps to cover all elementary schools under the NRHM scheme for regular health check up and provision of vit. A, iron and de-worming tablets to children.

- 12.** For each kitchen shed-cum-store, a chimney may be constructed for release of smoke. Shelves may be prepared for storage of food grains and fire wood inside the kitchen shed-cum-store using the maintenance grant. In case of schools having more than 100 children, additional grant may be given for construction of 01/ 02 more pucca kitchen shed-cum-stores depending upon the enrollment strength of the school.
- 13.** Schools having inadequate cooking utensils may be given some grant to procure the required cooking utensils.
- 14.** The supervision and monitoring system needs to be strengthened with documentation of feedback data received by the supervisory and monitoring officers in prescribed formats.
- 15.** Each school may be provided with a digital weighing machine for utilizing it to weigh the food grains/vegetables to be used for cooking and also to take weight measurement of the children to assess their nutritional status.
- 16.** Each school may be given a separate grant to purchase steel-made storage bins to keep the food grains in safe custody. This may be released depending upon the enrollment strength of school.
- 17.** Each school may be given a separate grant for purchasing eating utensils like steel-made tray and glass for the students as per the enrollment strength of school.



**40 SAMPLE SCHOOLS FOR MONITORING OF SSA ACTIVITIES & MDM PROGRAMME IN  
KEONJHAR DISTRICT ON 26-7-2011 TO 5-8-2011 BY NK CENTRE FOR DEVELOPMENT STUDIES,  
BHUBANESWAR (MONITORING INSTITUTE)**

Sl. no.	Name of School	Name of the Block / ULB	Category	Date of Visit	Remark
1.	Mochibandha UGUPS	Keonjhar MPL	CWSN	26-7-11	
2.	Bhalukipatala NPS	Keonjhar MPL	CW	27-7-11	
3.	Kabitra Nodal UPS	Keonjhar MPL	CW	28-7-11	
4.	Atoper Nodal UPS	Keonjhar MPL	CAL	29-7-11	
5.	Brahmanigaon UGME	Keonjhar MPL	CAL	30-7-11	
6.	Baidyarajsahi UGUPS	Keonjhar MPL	CWSN	1-8-11	
7.	Jhadeswar Nodal UPS	Anandpur MPL		26-7-11	
8.	Brahmanidevi PS	Anandpur MPL		27-7-11	
9.	Baladuan UGUPS	Anandpur Block	NPEGEL	28-7-11	SC/ST
10.	Salabani PS	Anandpur Block		30-7-11	SC
11.	Dhakota Nodal UPS	Anandpur Block	KGBV	29-7-11	
12.	Haridagotha PS	Sadar Block	NPEGEL	2-8-11	
13.	Padmapur UPS	Sadar Block	KGBV	26-7-11	
14.	Naranpur PS	Sadar Block		27-7-11	
15.	Naranpur UPS	Sadar Block		28-7-11	
16.	Palas Panga Nodal UPS	Sadar Block	CAL	29-7-11	
17.	Khaparakhai UGUPS	Sadar Block	CWSN	1-8-11	
18.	Saraskola UGUPS	Sadar Block		2-8-11	
19.	Nuagaon PS	Sadar Block		30-7-11	
20.	Murusuan PS	Sadar Block		3-8-11	
21.	Baliposi PS	Anandpur Block		1-8-11	
22.	Ghatagaon UPS	Ghatagaon Block		26-7-11	
23.	Dehuriposi Ashram school	Ghatagaon Block		27-7-11	
24.	Tara Nodal UPS	Ghatagaon Block		28-7-11	
25.	Bata Harichandanpur <sup>UPS</sup>	Ghatagaon Block		29-7-11	
26.	Koliposi PS	Ghatagaon Block		30-7-11	
27.	Poijamula PS	Ghatagaon Block		1-8-11	
28.	Dhenakot PS	Ghatagaon Block		2-8-11	
29.	Gadadharpur PS	Ghatagaon Block		2-8-11	
30.	Khajurimundi UGUP	Banspal Block	KGBV	26-7-11	
31.	Padakhasada UGMES	Banspal Block		27-7-11	
32.	Banspal Res. Sevashram	Banspal Block		28-7-11	
33.	Saharapur Res. Sevashram	Banspal Block		29-7-11	
34.	Suakati Res. Sevashram	Banspal Block		2-8-11	
35.	Upper kaipur <sup>PS UGUPS</sup>	Banspal Block		3-8-11	
36.	Saharapur UGUPS	Banspal Block		1-8-11	
37.	Sandhiapasi UGUPS	Sadar Block		3-8-11	
38.	Gobindpur UGUPS	Sadar Block		3-8-11	
39.	Dimbo PS	Sadar Block		30-7-11	
40.	Dimbo UPS	Sadar Block		3-8-11	

*P. Acharya*  
Nodal Officer, NCDS  
(Monitoring SSA & MDM Programme)  
25/7/2011

*T. K. S. S. S.*  
District Project Coordinator  
SSA, Keonjhar  
25/7/2011

## KEONJHAR DISTRICT

### i. Regularity in Serving Meal:

**Table 1.1: Schoolwise status on regularity in serving meal since 1-4-11**

Sl. No.	School name	Hot cooked meal served daily	If no, what is served?	Period of school days (total no.) when meal was not served	Reasons for not serving hot cooked meal
1	Mochibandha UGUPS	Yes	-	Nil	-
2	Bhalukipatala NPS	Yes	-	Nil	-
3	Kabitra Nodal UPS	Yes	-	Nil	-
4	Atoper Nodal UPS	Yes	-	Nil	-
5	Brahmanigaon UGMES	Yes	-	Nil	-
6	Baidyarajsahi UGUPS	Yes	-	Nil	-
7	Jhadeswar Nodal UPS	Yes	-	5-4-2011,30-4-11,17-6-11,30-6-11, (4 days)	Lack of rice
8	Brahmanidevi PS	Yes	-	17-4-11,18-4-11,19-4-11 (3 days)	Pre-metric Scholarship Examination Centre
9	Baladuan UGUPS	Yes	-	17-6-11,18-6-11,20-6-11,21-6-11,22-6-11,25-6-11 (6 days) Entire April Month	Lack of rice
10	Salabani PS	Yes	-	Nil	-
11	Dhakota Nodal UPS	Yes	-	20-4-11,29-4-11,30-4-11 (3 days) 17-6-11,18-6-11 (2 days)	Lack of rice Less attendance
12	Haridagotha PS	Yes	-	Nil	-
13	Padmapur UPS	Yes	-	Nil	-
14	Naranpur PS	Yes	-	Nil	-
15	Naranpur UPS	Yes	-	Nil	-
16	Palas Panga Nodal UPS	Yes	-	Nil	-
17	Khaparakhar UGUPS	Yes	-	7-7-11 to 9-7-11,12-7-11 to 16-7-11, 18-7-11 to 23-7-11,25-7-11 (15 days)	Lack of rice
18	Saraskola UGUPS	Yes	-	Nil	-
19	Nuagaon PS	Yes	-	Nil	-
20	Murusuan PS	Yes	-	Nil	-
21	Baliposi PS	Yes	-	Nil	-
22	Ghatagaon UPS	Yes	-	Nil	-
23	Dehuriposi Ashram School	Yes	-	Nil	-
24	Tara Nodal UPS	Yes	-	Nil	-
25	Bata Harichandanpur UPS	Yes	-	Nil	-
26	Koliposi PS	Yes	-	Nil	-
27	Pojjamula PS	Yes	-	Nil	-
28	Dhenkikot PS	Yes	-	Nil	-
29	Gadadharpur PS	Yes	-	17-6-11 and 18-6-11 (2 days)	Less attendance
30	Khajurimundi UGUPS	Yes	-	Nil	-
31	Padakhasada UGMES	Yes	-	Nil	-
32	Bansapal Res. Sevashram	Yes	-	Nil	-
33	Saharapur Res. Sevashram	Yes	-	Nil	-
34	Suakati Res. Sevashram	Yes	-	Nil	-
35	Upper Kaipur UGUPS	Yes	-	2-4-11,8-4-11,9-4-11,11-4-11 to 16-4-11,18-4-11, to 23-4-11,25-4-11 to 30-4-11,17-6-11,18-6-11,20-6-11 to 25-6-11,27-6-11 to 30-6-11 (30days)	Lack of rice
36	Saharapur UGUPS	Yes	-	Nil	-
37	Sandhiapasi UGUPS	Yes	-	17-6-11,18-6-11,20-6-11,21-6-11,19-7-11, 23-7-11,25-7-11,26-7-11 (11days)	Lack of rice
38	Gobindpur UGUPS	Yes	-	Nil	-
39	Dimbo PS	Yes	-	Nil	-
40	Dimbo UPS	Yes	-	Nil	-



\*1) No. of schools that served MDM with interruption = 8

## 2. Trends:

**Table 2.1: Schoolwise status on trends of MDM consumption**

Sl. No.	School name	No. of children enrolled	No. of children opted for MDM	No. of children attended school on visit day of MI	No. of children availed MDM as per MDM Register	No. of children actually availed MDM on visit day of MI	No. of children availed MDM on the day previous to the visit day of MI
1	Mochibandha UGUPS	314	314	193	107	107	85
2	Bhalukipatala NPS	23	23	6	6	6	10
3	Kabitra Nodal UPS	254	254	165	165	124	Reg. not updated
4	Atoper Nodal UPS	256	256	204	190	197	196
5	Brahmanigaon UGMES	260	260	213	210	210	204
6	Baidyarajsaahi UGUPS	266	266	144	144	131	196
7	Jhadeswar Nodal UPS	230	230	161	118	118	187
8	Brahmanidevi PS	70	70	37	37	35	40
9	Baladuan UGUPS	232	232	210	194	194	204
10	Salabani PS	72	72	62	62	62	60
11	Dhakota Nodal UPS	346	346	209	209	207	235
12	Haridagotha PS	180	180	150	150	150	138
13	Padmapur UPS	168	168	149	149	149	145
14	Naranpur PS	215	215	151	151	137	146
15	Naranpur UPS	205	205	163	153	147	165
16	Palas Panga Nodal UPS	303	303	256	249	215	253
17	Khaparakhari UGUPS	131	131	79	79	79	87
18	Saraskola UGUPS	119	119	98	98	99	90
19	Nuagaon PS	47	47	38	38	38	45
20	Murusuan PS	36	36	27	29	27	31
21	Baliposi PS	33	34	33	33	33	32
22	Ghatagaon UPS	114	114	90	70	61	85
23	Dehuriposi Ashram School	511	511	433	433	438	465
24	Tara Nodal UPS	281	281	195	193	193	223
25	Bata Harichandanpur UPS	114	114	85	85	85	90
26	Koliposi PS	113	113	88	88	88	97
27	Poijamula PS	66	66	43	43	58	50
28	Dhenkikot PS	196	195	168	168	175	168
29	Gadadharpur PS	131	131	94	94	94	92
30	Khajurimundi UGUPS	206	206	150	150	150	127
31	Padakhasada UGMES	171	171	102	102	102	74
32	Bansapal Res. Sevashram	213	213	160	160	160	163
33	Saharapur Res. Sevashram	290	290	274	274	274	272
34	Suakati Res. Sevashram	194	194	179	179	165	180
35	Upper Kaipur UGUPS	120	120	64	64	64	63
36	Saharapur UGUPS	124	124	80	80	75	60
37	Sandhiapasi UGUPS	120	120	97	97	93	102
38	Gobindpur UGUPS	193	193	122	122	120	112
39	Dimbo PS	159	159	122	122	122	120
40	Dimbo UPS	98	98	70	70	70	70
	<b>Total</b>	<b>7174</b>	<b>7174</b>	<b>5364</b>	<b>5165</b>	<b>5052</b>	<b>5162</b>

\*1) % of children attended school = 74.8%

2) % of children availed MDM as per MDM register on visit day of MI= 72.0%

3) % of children actually availed MDM on visit day of MI= 70.4%

### 3. Regularity in Delivering Food Grains to School Level:

**Table 3.1: Schoolwise status on delivery of food gains**

Sl. No.	School name	Receiving food grains regularly	Extent of delay in receiving food grains	Reasons of delay	Buffer stock of one month's need is kept	Quantity of food grains supplied as per the marked weight	Approximate kg. less supply per 50 kg. bag Rice	Food grain is delivered at
1	Mochibandha UGUPS	Yes	-	-	No	Yes	-	School
2	Bhalukipatala NPS	No	10 days	Delay in going to receive it	No	Yes	-	Not delivered at all
3	Kabitra Nodal UPS	No	1 month	Delay in going to receive it	Yes	No	3 kg	School
4	Atoper Nodal UPS	Yes	-	-	Yes	Yes	-	School
5	Brahmanigaon UGMES	Yes	-	-	No	No	3 kg	School
6	Baidyarsahi UGUPS	No	5 days	Don't know	Yes	No	5 kg	School
7	Jhadeswar Nodal UPS	No	1 month	Official delay	Yes	No	3 kg	School
8	Brahmanidevi PS	Yes	-	-	Yes	No	5 kg	School
9	Baladuan UGUPS	No	1 month	Official delay	No	No	2 kg	School
10	Salabani PS	Yes	-	-	Yes	No	5 kg	School
11	Dhakota Nodal UPS	Yes	-	-	Yes	No	5 kg	School
12	Haridagotha PS	Yes	-	-	Yes	Yes	-	School
13	Padmapur UPS	Yes	-	-	Yes	No	2 kg	School
14	Naranpur PS	Yes	-	-	Yes	No	3 kg	School
15	Naranpur UPS	No	10 days	Don't know	No	No	5 kg	School
16	Palas Panga Nodal UPS	Yes	-	-	Yes	No	4 kg	School
17	Khaparakhari UGUPS	No	19 days	Official delay	Yes	No	3 kg	School
18	Saraskola UGUPS	No	2 days	Official delay	Yes	No	3 kg	School
19	Nuagaon PS	Yes	-	-	Yes	No	2 kg	School
20	Murusuan PS	Yes	-	-	Yes	No	5 kg	School
21	Baliposi PS	Yes	-	-	Yes	No	5 kg	School
22	Ghatagaon UPS	Yes	-	-	Yes	No	2 kg	School
23	Dehuriposi Ashram School	Yes	-	-	Yes	No	1 kg	School
24	Tara Nodal UPS	No	1 month	Don't know	No	No	5 kg	School
25	Bata Harichandanpur UPS	Yes	-	-	Yes	No	5 kg	School
26	Koliposi PS	Yes	-	-	Yes	No	5 kg	School
27	Pojjamula PS	Yes	-	-	Yes	No	4 kg	School
28	Dhenkikot PS	Yes	-	-	No	No	4 kg	School
29	Gadadharpur PS	Yes	-	-	Yes	No	5 kg	School
30	Khajurimundi UGUPS	No	2 months	Don't know	No	No	4 kg	School
31	Padakhasada UGMES	No	18 days	Official delay	No	No	5 kg	School
32	Bansapal Res. Sevashram	Yes	-	-	No	Yes	-	School
33	Saharapur Res. Sevashram	Yes	-	-	No	Yes	-	School
34	Suakati Res. Sevashram	No	9 days	Official delay	No	No	4 kg	School
35	Upper Kaipur UGUPS	No	1 month	Official delay	No	No	4 kg	School
36	Saharapur UGUPS	Yes	-	-	No	Yes	-	School
37	Sandhiapasi UGUPS	No	7 days	Official delay	No	No	2 kg	School
38	Gobindpur UGUPS	Yes	-	-	Yes	No	5 kg	School
39	Dimbo PS	Yes	-	-	Yes	No	3 kg	School
40	Dimbo UPS	Yes	-	-	Yes	No	4 kg	School

- \*1) No. of schools getting food grains regularly= 26  
 3) No. of schools getting less supply of food grains= 33  
 5) No. of schools receiving food grains at school point= 39

- 2) No. of schools having 01 month's extra food grains = 25  
 4) Amount of rice less received per 50 kg. bag = 1 to 5 kg.

**Table 3.2: Schoolwise status on quality of food gains received**

Sl. No.	School name	Quality of food grains received is good	Nature of defect seen in quality of food grains
			Rice
1	Mochibandha UGUPS	Yes	-
2	Bhalukipatala NPS	Yes	-
3	Kabitra Nodal UPS	Yes	-
4	Atoper Nodal UPS	Yes	-
5	Brahmanigaon UGMES	Yes	-
6	Baidyarajsahi UGUPS	Yes	-
7	Jhadeswar Nodal UPS	Yes	-
8	Brahmanidevi PS	Yes	-
9	Baladuan UGUPS	Yes	-
10	Salabani PS	Yes	-
11	Dhakota Nodal UPS	Yes	-
12	Haridagotha PS	Yes	-
13	Padmapur UPS	Yes	-
14	Naranpur PS	Yes	-
15	Naranpur UPS	Yes	-
16	Palas Panga Nodal UPS	Yes	-
17	Khaparakhhar UGUPS	Yes	-
18	Saraskola UGUPS	Yes	-
19	Nuagaon PS	Yes	-
20	Murusuan PS	Yes	-
21	Baliposi PS	Yes	-
22	Ghatagaon UPS	Yes	-
23	Dehuriposi Ashram School	Yes	-
24	Tara Nodal UPS	Yes	-
25	Bata Harichandanpur UPS	Yes	-
26	Koliposi PS	Yes	-
27	Pojamula PS	No	Insects found
28	Dhenkikot PS	Yes	-
29	Gadadharpur PS	Yes	-
30	Khajurimundi UGUPS	Yes	-
31	Padakhasada UGMES	Yes	-
32	Bansapal Res. Sevashram	Yes	-
33	Saharapur Res. Sevashram	Yes	-
34	Suakati Res. Sevashram	Yes	-
35	Upper Kaipur UGUPS	Yes	-
36	Saharapur UGUPS	Yes	-
37	Sandhiapasi UGUPS	Yes	-
38	Gobindpur UGUPS	Yes	-
39	Dimbo PS	Yes	-
40	Dimbo UPS	Yes	-

\*1) No. of schools getting good quality of food grains = 39

#### 4. Regularity in Delivering Cooking Cost to School Level:

**Table 4.1: Schoolwise status on delivery of food gains**

Sl. No.	School name	Receiving cooking cost in advance regularly	Extent of delay in getting cooking cost	Reasons of delay	Where from cooking cost is managed in case of delay in receiving it?	How is cooking cost paid?
1	Mochibandha UGUPS	No	2 months	No submission of MDM vouchers	HM's own fund	Through bank
2	Bhalukipatala NPS	No	2 months	No submission of MDM vouchers	Unspent cooking advance	Through bank
3	Kabitra Nodal UPS	No	2 months	No submission of MDM vouchers	SHG's own fund	Through bank
4	Atoper Nodal UPS	No	2 months	Delay in submitting vouchers and official delay	SHG's own fund	Through bank
5	Brahmanigaon UGMES	No	2 months	Official delay	HM's own fund	Through bank
6	Baidyarajsaahi UGUPS	No	3 months	Voucher not submitted	HM's own fund	Through bank
7	Jhadeswar Nodal UPS	No	3 months	Mistake in MDM account	HM's own fund	Through bank
8	Brahmanidevi PS	No	3 months	Official delay	HM's own fund	Through bank
9	Baladuan UGUPS	No	1 month 2 months	Official delay Voucher not submitted	HM's own fund	Through bank
10	Salabani PS	No	1 month 2 months	Official delay Voucher not submitted	HM's own fund	Through bank
11	Dhakota Nodal UPS	No	3 months	Official delay	HM's own fund	Through bank
12	Haridagotha PS	No	1 month 2 months	Official delay Voucher not submitted	SHG's own fund	Through bank
13	Padmapur UPS	No	3 months	Official delay	HM & SMC president's own fund	Through bank
14	Naranpur PS	No	3 months	Official delay	SHG's own fund	Through bank
15	Naranpur UPS	No	3 months	Voucher not submitted	SHG's own fund	Through bank
16	Palas Panga Nodal UPS	No	3 months	Official delay	SHG & HM's own fund	Through bank
17	Khaparakhar UGUPS	No	2 months	Official delay	SHG's own fund	Through bank
18	Saraskola UGUPS	No	2 months	Official delay	SHG's own fund	Through bank
19	Nuagaon PS	No	3 months	Delay in voucher submission and official delay	HM's own fund	Through bank
20	Murusuan PS	No	2 months	Official delay	HM's own fund	Through bank
21	Baliposi PS	No	2 months 1 month	Official delay Late submission of voucher	HM's own fund	Through bank
22	Ghatagaon UPS	No	3 months	Official delay	SHG's own fund	Through bank
23	Dehuriposi Ashram School	No	2 months	Voucher not submitted	HM's own fund	Through bank
24	Tara Nodal UPS	No	1 month 2 months	Official delay Voucher not submitted	SHG's own fund	Through bank
25	Bata Harichandanpur UPS	No	2 months	Voucher not submitted	HM's own fund	Through bank
26	Koliposi PS	No	1 month 2 months	Official delay Voucher not submitted	SHG's own fund	Through bank
27	Pojamula PS	No	1 month 2 months	Delay to open account Official delay	HM's own fund	Through bank
28	Dhenkikot PS	No	1 month 2 months	Delay to open account Official delay	HM's own fund	Through bank
29	Gadadharpur PS	No	2 months	Voucher not submitted	HM's own fund	Through bank
30	Khajurimundi UGUPS	No	3 months	Voucher not submitted	SHG's own fund	Through bank
31	Padakhasada UGMES	No	3 months	Voucher not submitted	Advance cooking cost	Through bank
32	Bansapal Res. Sevashram	No	3 months	Voucher not submitted	HM's own fund	Through bank
33	Saharapur Res. Sevashram	No	2 months	Delay in voucher submission	HM's own fund	Through bank
34	Suakati Res. Sevashram	No	1 month 2 months	Official delay Delay in voucher submission	HM's own fund	Through bank
35	Upper Kaipur UGUPS	No	2 months	MDM cooking started in July	-	Through bank
36	Saharapur UGUPS	No	3 months	Voucher not submitted	HM's own fund	Through bank
37	Sandhiapasi UGUPS	No	2 months	Official delay	SHG's own fund	Through bank
38	Gobindpur UGUPS	No	2 months	Delay in voucher submission	HM's own fund	Through bank

			1 month	Official delay		
39	Dimbo PS	No	3 months	Official delay	SHG's own fund	Through bank
40	Dimbo UPS	No	1 month 2 months	Voucher not submitted Official delay	SHG's own fund	Through bank

\*1) No. of schools getting cooking cost in advance regularly= Nil

2) Extent of delay in getting cooking cost= 1 to 3 months

## 5. Social Equity:

**Table 5.1: Schoolwise status on gender, caste and community wise discrimination in cooking and serving MDM and seating arrangement made for children to take MDM**

Sl. No.	School name	Gender discrimination			Caste discrimination			Community discrimination		
		Cooking	Serving	Seating	Cooking	Serving	Seating	Cooking	Serving	Seating
1	Mochibandha UGUPS	No	No	No	No	No	No	No	No	No
2	Bhalukipatala NPS	No	No	No	No	No	No	No	No	No
3	Kabitra Nodal UPS	No	No	No	No	No	No	No	No	No
4	Atoper Nodal UPS	No	No	No	No	No	No	No	No	No
5	Brahmanigaon UGMES	No	No	No	No	No	No	No	No	No
6	Baidyarajsahi UGUPS	No	No	No	No	No	No	No	No	No
7	Jhadeswar Nodal UPS	No	No	No	No	No	No	No	No	No
8	Brahmanidevi PS	No	No	No	No	No	No	No	No	No
9	Baladuan UGUPS	No	No	No	No	No	No	No	No	No
10	Salabani PS	No	No	No	No	No	No	No	No	No
11	Dhakota Nodal UPS	No	No	No	No	No	No	No	No	No
12	Haridagotha PS	No	No	No	No	No	No	No	No	No
13	Padmapur UPS	No	No	No	No	No	No	No	No	No
14	Naranpur PS	No	No	No	No	No	No	No	No	No
15	Naranpur UPS	No	No	No	No	No	No	No	No	No
16	Palas Panga Nodal UPS	No	No	No	No	No	No	No	No	No
17	Khaparakhari UGUPS	No	No	No	No	No	No	No	No	No
18	Saraskola UGUPS	No	No	No	No	No	No	No	No	No
19	Nuagaon PS	No	No	No	No	No	No	No	No	No
20	Murusuan PS	No	No	No	No	No	No	No	No	No
21	Baliposi PS	No	No	No	No	No	No	No	No	No
22	Ghatagaon UPS	No	No	No	No	No	No	No	No	No
23	Dehuriposi Ashram School	No	No	No	No	No	No	No	No	No
24	Tara Nodal UPS	No	No	No	No	No	No	No	No	No
25	Bata Harichandanpur UPS	No	No	No	No	No	No	No	No	No
26	Koliposi PS	No	No	No	No	No	No	No	No	No
27	Pojamula PS	No	No	No	No	No	No	No	No	No
28	Dhenkikot PS	No	No	No	No	No	No	No	No	No
29	Gadadharpur PS	No	No	No	No	No	No	No	No	No
30	Khajurimundi UGUPS	No	No	No	No	No	No	No	No	No
31	Padakhasada UGMES	No	No	No	No	No	No	No	No	No
32	Bansapal Res. Sevashram	No	No	No	No	No	No	No	No	No
33	Saharapur Res. Sevashram	No	No	No	No	No	No	No	No	No
34	Suakati Res. Sevashram	No	No	No	No	No	No	No	No	No
35	Upper Kaipur UGUPS	No	No	No	No	No	No	No	No	No

36	Saharapur UGUPS	No	No	No	No	No	No	No	No	No
37	Sandhiapasi UGUPS	No	No	No	No	No	No	No	No	No
38	Gobindpur UGUPS	No	No	No	No	No	No	No	No	No
39	Dimbo PS	No	No	No	No	No	No	No	No	No
40	Dimbo UPS	No	No	No	No	No	No	No	No	No

## 6. Variety of Menu:

**Table 6.1: Schoolwise status on MDM menu**

Sl. No.	School name	Weekly MDM menu displayed	MDM is prepared as per weekly menu	Who decides the menu?	Nature of food items served	Daily menu includes rice	Daily menu includes wheat	Daily menu includes dal	Daily menu includes vegetables
1	Mochibandha UGUPS	No	Yes always	State Govt.	Diff. items every days	Every day	No day	Some days	Every day
2	Bhalukipatala NPS	No	Yes always	State Govt.	Diff. items every days	Every day	No day	Some days	Every day
3	Kabitra Nodal UPS	No	Yes always	State Govt.	Diff. items every days	Every day	No day	Some days	Every day
4	Atoper Nodal UPS	No	Yes always	State Govt.	Diff. items every days	Every day	No day	Some days	Every day
5	Brahmanigaon UGMES	No	Yes always	State Govt.	Diff. items every days	Every day	No day	Some days	Every day
6	Baidyarajsahi UGUPS	Yes	Yes always	State Govt.	Diff. items every days	Every day	No day	Some days	Every day
7	Jhadeswar Nodal UPS	No	Yes always	State Govt.	Diff. items every days	Every day	No day	Some days	Every day
8	Brahmanidevi PS	Yes	Yes always	State Govt.	Diff. items every days	Every day	No day	Some days	Every day
9	Baladuan UGUPS	Yes	Yes always	State Govt.	Diff. items every days	Every day	No day	Some days	Every day
10	Salabani PS	No	Yes always	State Govt.	Diff. items every days	Every day	No day	Some days	Every day
11	Dhakota Nodal UPS	No	Yes always	State Govt.	Diff. items every days	Every day	No day	Some days	Every day
12	Haridagotha PS	Yes	Yes always	State Govt.	Diff. items every days	Every day	No day	Some days	Every day
13	Padmapur UPS	Yes	Yes always	State Govt.	Diff. items every days	Every day	No day	Some days	Every day
14	Naranpur PS	No	Yes always	State Govt.	Diff. items every days	Every day	No day	Some days	Every day
15	Naranpur UPS	No	Yes always	State Govt.	Diff. items every days	Every day	No day	Some days	Every day
16	Palas Panga Nodal UPS	Yes	Yes always	State Govt.	Diff. items every days	Every day	No day	Some days	Every day
17	Khaparakhari UGUPS	No	Yes always	State Govt.	Diff. items every days	Every day	No day	Some days	Every day
18	Saraskola UGUPS	No	Yes always	State Govt.	Diff. items every days	Every day	No day	Some days	Every day
19	Nuagaon PS	Yes	Yes always	State Govt.	Diff. items every days	Every day	No day	Some days	Every day
20	Murusuan PS	No	Yes always	State Govt.	Diff. items every days	Every day	No day	Some days	Every day
21	Baliposi PS	Yes	Yes always	State Govt.	Diff. items every days	Every day	No day	Some days	Every day
22	Ghatagaon UPS	No	Yes always	State Govt.	Diff. items every days	Every day	No day	Some days	Every day
23	Dehuriposi Ashram School	No	Yes always	State Govt.	Diff. items every days	Every day	No day	Some days	Every day
24	Tara Nodal UPS	No	Yes always	State Govt.	Diff. items every days	Every day	No day	Some days	Every day
25	Bata Harichandanpur UPS	Yes	Yes always	State Govt.	Diff. items every days	Every day	No day	Some days	Every day
26	Koliposi PS	Yes	Yes always	State Govt.	Diff. items every days	Every day	No day	Some days	Every day
27	Pojamula PS	Yes	Yes always	State Govt.	Diff. items every days	Every day	No day	Some days	Every day
28	Dhenkikot PS	No	Yes always	State Govt.	Diff. items every days	Every day	No day	Some days	Every day
29	Gadadharpur PS	Yes	Yes always	State Govt.	Diff. items every days	Every day	No day	Some days	Every day
30	Khajurimundi UGUPS	Yes	Yes always	State Govt.	Diff. items every days	Every day	No day	Some days	Every day
31	Padakhasada UGMES	No	Yes always	State Govt.	Diff. items every days	Every day	No day	Some days	Every day
32	Bansapal Res. Sevashram	No	Yes always	State Govt.	Diff. items every days	Every day	No day	Some days	Every day
33	Saharapur Res. Sevashram	Yes	Yes always	State Govt.	Diff. items every days	Every day	No day	Some days	Every day
34	Suakati Res. Sevashram	Yes	Yes always	State Govt.	Diff. items every days	Every day	No day	Some days	Every day
35	Upper Kaipur UGUPS	No	Yes always	State Govt.	Diff. items every days	Every day	No day	Some days	Every day

36	Saharapur UGUPS	No	Yes always	State Govt.	Diff. items every days	Every day	No day	Some days	Every day
37	Sandhiapasi UGUPS	Yes	Yes always	State Govt.	Diff. items every days	Every day	No day	Some days	Every day
38	Gobindpur UGUPS	Yes	Yes always	State Govt.	Diff. items every days	Every day	No day	Some days	Every day
39	Dimbo PS	Yes	Yes always	State Govt.	Diff. items every days	Every day	No day	Some days	Every day
40	Dimbo UPS	No	Yes always	State Govt.	Diff. items every days	Every day	No day	Some days	Every day

\*1) No. of schools displayed weekly MDM menu = 18

2) No. of schools who serves different food items everyday = 40

## 7. Quantity and Quality of Meal:

**Table 7.1: Schoolwise status on opinion of children on quality and quantity of MDM**

Sl. No.	School name	Opinion on quality of rice	Opinion on quality of dal/curry	Opinion on quantity of rice	Opinion on quantity of dal/curry	Reasons for unhappiness on quality of rice/dal/curry	Reasons for unhappiness on quantity of rice/dal/curry
1	Mochibandha UGUPS	Happy always	Happy always	Happy always	Happy always	-	-
2	Bhalukipatala NPS	Happy always	Happy always	Happy always	Happy always	-	-
3	Kabitra Nodal UPS	Not Happy always	Not Happy always	Happy always	Happy always	Rice, dal not properly boiled	-
4	Atoper Nodal UPS	Happy always	Happy always	Happy always	Happy always	-	-
5	Brahmanigaon UGMES	Happy always	Happy always	Happy always	Happy always	-	-
6	Baidyarajsahi UGUPS	Happy always	Happy always	Happy always	Happy always	-	-
7	Jhadeswar Nodal UPS	Happy always	Happy always	Happy always	Happy always	-	-
8	Brahmanidevi PS	Happy always	Happy always	Happy always	Happy always	-	-
9	Baladuan UGUPS	Happy always	Happy always	Happy always	Happy always	-	-
10	Salabani PS	Happy always	Happy always	Happy always	Happy always	-	-
11	Dhakota Nodal UPS	Happy always	Happy always	Happy always	Happy always	-	-
12	Haridagotha PS	Happy always	Happy always	Happy always	Happy always	-	-
13	Padmapur UPS	Happy always	Happy always	Happy always	Happy always	-	-
14	Naranpur PS	Happy always	Happy always	Happy always	Happy always	-	-
15	Naranpur UPS	Happy always	Happy always	Happy always	Happy always	-	-
16	Palas Panga Nodal UPS	Happy always	Happy always	Happy always	Not Happy always	-	Less quantity of veg. & soyabin, badi
17	Khaparakhari UGUPS	Happy always	Happy always	Not Happy always	Happy always	-	Rice quantity inadequate for primary children
18	Saraskola UGUPS	Happy always	Not Happy sometimes	Not Happy always	Happy always	Not eating soya badi	Less quantity of rice
19	Nuagaon PS	Happy always	Happy always	Happy always	Happy always	-	-
20	Murusuan PS	Happy always	Happy always	Not Happy always	Happy always	-	Less quantity of rice
21	Baliposi PS	Happy always	Happy always	Happy always	Happy always	-	-
22	Ghatagaon UPS	Happy always	Happy always	Happy always	Happy always	-	-
23	Dehuriposi Ashram School	Happy always	Happy always	Happy always	Happy always	-	-
24	Tara Nodal UPS	Happy always	Happy always	Happy always	Happy always	-	-
25	Bata Harichandanpur UPS	Happy always	Happy always	Happy always	Happy always	-	-
26	Koliposi PS	Happy always	Happy always	Happy always	Happy always	-	-
27	Poijamula PS	Happy always	Happy always	Not Happy sometimes	Happy always	-	Less quantity of rice
28	Dhenkikot PS	Happy always	Happy always	Happy always	Happy always	-	-
29	Gadadharpur PS	Happy always	Happy always	Happy always	Happy always	-	-
30	Khajurimundi UGUPS	Happy always	Happy always	Happy always	Happy always	-	-
31	Padakhasada UGMES	Happy always	Happy always	Happy always	Happy always	-	-
32	Bansapal Res. Sevashram	Happy always	Happy always	Happy always	Happy always	-	-
33	Saharapur Res. Sevashram	Happy always	Happy always	Happy always	Happy always	-	-
34	Suakati Res. Sevashram	Happy always	Happy always	Happy always	Happy always	-	-
35	Upper Kaipur UGUPS	Happy always	Happy always	Happy always	Happy always	-	-

36	Saharapur UGUPS	Happy always	Happy always	Happy always	Happy always	-	-
37	Sandhiapasi UGUPS	Happy always	Happy always	Not Happy sometimes	Happy always	-	Less quantity of rice
38	Gobindpur UGUPS	Happy always	Happy always	Happy always	Happy always	-	-
39	Dimbo PS	Happy always	Happy always	Happy always	Happy always	-	-
40	Dimbo UPS	Happy always	Happy always	Happy always	Happy always	-	-

\*1) No. of schools where children are happy always on quality of rice = 39

2) No. of schools where children are happy always on quality of dal = 38

3) No. of schools where children are happy always on quantity of rice = 35

4) No. of schools where children are happy always on quantity of dal = 39

## 8. Supplementary:

**Table 8.1: Schoolwise status on healthcare facilities**

Sl. No.	School name	Health card maintained for each child	No. of times health check up done since 1-4-11	Iron tablets given periodically	Vit. A tablets given periodically	De-worming tablets given periodically	Who provides medicine?	No. of times medicines given since 1-4-11
1	Mochibandha UGUPS	No	Nil	No	No	No	-	Nil
2	Bhalukipatala NPS	No	Nil	No	No	No	-	Nil
3	Kabitra Nodal UPS	No	Nil	No	No	No	-	Nil
4	Atoper Nodal UPS	No	Nil	No	No	No	-	Nil
5	Brahmanigaon UGMES	No	Nil	No	No	No	-	Nil
6	Baidyarajsahi UGUPS	No	Nil	No	No	No	-	Nil
7	Jhadeswar Nodal UPS	No	Nil	No	No	No	-	Nil
8	Brahmanidevi PS	No	Nil	No	No	No	-	Nil
9	Baladuan UGUPS	No	Nil	No	No	No	-	Nil
10	Salabani PS	No	Nil	No	No	No	-	Nil
11	Dhakota Nodal UPS	No	Nil	No	No	No	-	Nil
12	Haridagotha PS	No	Nil	No	No	No	-	Nil
13	Padmapur UPS	No	Nil	No	No	No	-	Nil
14	Naranpur PS	No	Nil	No	No	No	-	Nil
15	Naranpur UPS	No	Nil	No	No	No	-	Nil
16	Palas Panga Nodal UPS	No	Nil	No	No	No	-	Nil
17	Khaparakhhar UGUPS	No	Nil	No	No	No	-	Nil
18	Saraskola UGUPS	No	Nil	No	No	No	-	Nil
19	Nuagaon PS	No	Nil	No	No	No	-	Nil
20	Murusuan PS	No	1	No	No	No	-	Nil
21	Baliposi PS	No	Nil	No	No	No	-	Nil
22	Ghatagaon UPS	No	Nil	No	No	No	-	Nil
23	Dehuriposi Ashram School	No	Nil	No	No	No	-	Nil
24	Tara Nodal UPS	No	Nil	No	No	No	-	Nil
25	Bata Harichandanpur UPS	No	Nil	No	No	No	-	Nil
26	Koliposi PS	No	1	No	No	No	-	Nil
27	Poijamula PS	Yes	Nil	No	No	No	-	Nil
28	Dhenkikot PS	Yes	1	No	No	No	-	Nil
29	Gadadharpur PS	No	Nil	No	No	No	-	Nil
30	Khajurimundi UGUPS	Yes	Nil	No	No	No	-	Nil
31	Padakhasada UGMES	Yes	Nil	No	No	No	-	Nil
32	Bansapal Res. Sevashram	Yes	Nil	No	No	No	-	Nil
33	Saharapur Res. Sevashram	Yes	1	No	No	1	-	1
34	Suakati Res. Sevashram	No	Nil	No	No	No	-	Nil
35	Upper Kaipur UGUPS	Yes	Nil	No	No	No	-	Nil



36	Saharapur UGUPS	Yes	Nil	No	No	No	-	Nil
37	Sandhiapasi UGUPS	No	Nil	No	No	No	-	Nil
38	Gobindpur UGUPS	No	1	No	No	No	-	Nil
39	Dimbo PS	Yes	Nil	No	No	No	-	Nil
40	Dimbo UPS	No	Nil	No	No	No	-	Nil

\*1) No. of schools having health cards for each child = 09

2) No. of schools organized health check up camp since 1-4-11 = 04

3) No. of schools where iron tablets have been given to children periodically = Nil

4) No. of schools where vit. Tablets have been given to children periodically = Nil

5) No. of schools where deworming tablets have been given to children periodically = Nil

## 9. Status of Cooks and Helpers:

**Table 9.1: Schoolwise status on cooks and helpers**

Sl. No.	School name	Cook and Helper are appointed by	No. of Cooks engaged	No. of Helpers engaged	No of Cook-helper required as per GoI norm	Remuneration paid per month to		Remuneration is paid regularly (no of months delay since 1-4-11)	Cook belongs to	Helper belongs to
						Cook	Helper			
1	Mochibandha UGUPS	SMC	1	2	4	600	400	3 months	ST	ST
2	Bhalukipatala NPS	SMC	1	1	1	600	400	Yes	GC	GC
3	Kabitra Nodal UPS	SHG	1	1	3	600	400	2 months	ST	OBC
4	Atoper Nodal UPS	SMC	1	2	3	600	400	3 months	ST	ST
5	Brahmanigaon UGMES	SMC	1	2	3	600	400	1 month	ST	ST
6	Baidyarajsaahi UGUPS	SMC	1	2	3	600	400	3 months	OBC	ST,GC
7	Jhadeswar Nodal UPS	SMC	1	1	3	600	400	3 months	OBC	OBC
8	Brahmanidevi PS	SMC	1	1	2	600	400	1 month	ST	OBC
9	Baladuan UGUPS	SMC	1	1	3	600	400	3 months	OBC	OBC
10	Salabani PS	SMC	1	1	2	600	400	1 month	OBC	OBC
11	Dhakota Nodal UPS	SMC	1	2	4	600	400	3 months	OBC	OBC
12	Haridagotha PS	SHG	1	1	2	600	400	2 months	ST	OBC
13	Padmapur UPS	SMC	1	1	2	600	400	3 months	ST	ST
14	Naranpur PS	SHG	1	2	3	600	400	2 months	ST	ST
15	Naranpur UPS	SHG	1	2	3	600	400	3 months	ST	ST, OBC
16	Palas Panga Nodal UPS	SHG	1	2	4	600	400	2 months	OBC	SC,OBC
17	Khaparakhari UGUPS	SHG	1	1	2	600	400	2 months	OBC	OBC
18	Saraskola UGUPS	SHG	1	1	2	600	400	2 months	ST	ST
19	Nuagaon PS	SHG	1	1	2	600	400	1 month	ST	ST
20	Murusuan PS	SHG	1	1	2	600	400	3 months	ST	ST
21	Baliposi PS	SMC	1	1	2	600	400	Yes	ST	ST
22	Ghatagaon UPS	SHG	1	1	2	600	400	2 months	ST	ST
23	Dehuriposi Ashram School	SMC	2	2	6	600	400	3 months	ST	ST
24	Tara Nodal UPS	SHG	2	2	3	600	400	3 months	ST	ST
25	Bata Harichandanpur UPS	SMC	1	1	2	600	400	3 months	ST	ST
26	Koliposi PS	SHG	1	1	2	600	400	2 months	ST	ST
27	Pojjamula PS	SMC	1	1	2	600	400	2 months	ST	ST
28	Dhenkikot PS	SHG	1	1	2	600	400	3 months	ST	ST
29	Gadadharpur PS	SMC	1	1	2	600	400	Yes	ST	ST
30	Khajurimundi UGUPS	SHG	1	1	3	600	400	-	ST	ST
31	Padakhasada UGMES	SMC	1	1	2	600	400	2 months	ST	ST
32	Bansapal Res. Sevashram	SMC	1	1	3	600	400	2 months	ST	ST
33	Saharapur Res. Sevashram	-	Nil	Nil	3	-	-	-	-	-
34	Suakati Res. Sevashram	SMC	1	1	2	600	400	Yes	OBC	SC
35	Upper Kaipur UGUPS	SMC	1	1	2	600	400	1 month	OBC	OBC
36	Saharapur UGUPS	SMC	1	1	2	600	400	1 month	ST	ST
37	Sandhiapasi UGUPS	SHG	1	1	2	600	400	2 months	ST	ST
38	Gobindpur UGUPS	SMC	1	1	2	600	400	2 months	ST	ST
39	Dimbo PS	SHG	1	1	2	600	400	2 months	ST	OBC
40	Dimbo UPS	SHG	1	1	2	600	400	1 month	OBC	OBC

\*1) No. of schools where Cooks and Helpers get remuneration regularly = 04

2) No. of schools where Cooks belong to SC/ST/OBC/Minority community = 38

3) No. of schools where Helpers belong to SC/ST/OBC/Minority community = 38

4) No. of schools where cook and helper are appointed by SHG = 17

5) No. of schools having Cook and Helper as per the GoI norm = 29

## 10. Infrastructure:

**Table 10.1: Schoolwise status on construction of kitchen-cum-store**

Sl. No.	School name	Construction status of pucca kitchen-cum-store	Construction grant received under which scheme?	Reason for not using the constructed pucca kitchen-cum-store for	
				Cooking	Storing
1	Mochibandha UGUPS	Constructed but not in use for storing	MDM	-	Fear of theft
2	Bhalukipatala NPS	Under construction	SSA	-	-
3	Kabitra Nodal UPS	Constructed but not in use for storing	MDM	-	Fear of theft
4	Atoper Nodal UPS	Constructed and in use for both cooking and storing	MDM	-	-
5	Brahmanigaon UGMES	Constructed but not in use for both cooking and storing	MDM	Kitchen used as office room	Kitchen used as office room
6	Baidyarajsahi UGUPS	Constructed but not in use for both cooking and storing	MDM	Using as class room	Using as classroom
7	Jhadeswar Nodal UPS	Not sanctioned	-	-	-
8	Brahmanidevi PS	Not sanctioned	-	-	-
9	Baladuan UGUPS	Constructed but not in use for storing	MDM	-	Fear of rat
10	Salabani PS	Constructed but not in use for storing	MDM	-	Fear of theft
11	Dhakota Nodal UPS	Not sanctioned	-	-	-
12	Haridagotha PS	Constructed but not in use for cooking	MDM	Shortage of space	-
13	Padmapur UPS	Constructed but not handed over to school	MDM	Not handed over to school	Not handed over to school
14	Naranpur PS	Constructed but not in use for storing	MDM	-	Space shortage
15	Naranpur UPS	Constructed but not in use for storing	MDM	-	Fear of theft
16	Palas Panga Nodal UPS	Constructed but not in use for storing	MDM	-	Space shortage
17	Khaparakhar UGUPS	Constructed but not in use for both cooking in storing	MDM	Smoke problem	No reason
18	Saraskola UGUPS	Constructed but not in use for storing	MDM	-	Fear of theft
19	Nuagaon PS	Constructed but not in use for both cooking in storing	MDM	Kitchen is used as classroom	Kitchen is used as class room
20	Murusuan PS	Constructed but not in use for cooking	MDM	Smoke problem	-
21	Baliposi PS	Not sanctioned	-	-	-
22	Ghatagaon UPS	Constructed but not in use for storing	MDM	-	Space shortage
23	Dehuriposi Ashram School	Constructed but not in use for cooking	MDM	Shortage of space	-
24	Tara Nodal UPS	Constructed but not in use for both cooking and storing	MDM	Ventilation problem	Not water proof
25	Bata Harichandanpur UPS	Constructed but not in use for cooking	MDM	Ventilation problem	-
26	Koliposi PS	Constructed but not in use for storing	MDM	-	Space shortage
27	Pojamula PS	Constructed and in use for both cooking in storing	MDM	-	-
28	Dhenkikot PS	Constructed but not in use for storing	MDM	-	Kitchen soaking
29	Gadadharpur PS	Constructed but not in use for cooking	MDM	Smoke problem	-
30	Khajurimundi UGUPS	Constructed but not in use for both cooking & storing	MDM	Used as KGVB store	Used as KGVB store
31	Padakhasada UGMES	Constructed but not in use for both cooking & storing	MDM	Recently handed over	Recently handed over
32	Bansapal Res. Sevashram	Constructed but not in use for both cooking & storing	MDM	Distantly located	Fear of theft
33	Saharapur Res. Sevashram	Sanctioned but construction not started	MDM	-	-
34	Suakati Res. Sevashram	Constructed but not in use for storing	MDM	-	Space shortage
35	Upper Kaipur UGUPS	Not sanctioned	-	-	-
36	Saharapur UGUPS	Constructed but not in use for both cooking in storing	MDM	Not handed over to school	Not handed over to school
37	Sandhiapasi UGUPS	Constructed but not in use for both cooking in storing	MDM	Smoke problem	Fear of theft
38	Gobindpur UGUPS	Constructed but not in use storing	MDM	-	Fear of theft
39	Dimbo PS	Not sanctioned	-	-	-
40	Dimbo UPS	Constructed but not in use for storing	MDM	-	Fear of theft

\*1) No. of schools where pucca kitchen-cum-store has been constructed and in use for both cooking and storing = 03

2) No. of schools where pucca kitchen-cum-store has been constructed and not used for cooking = 16

3) No. of schools where pucca kitchen-cum-store has been constructed and not used for storing = 25

4) Main reasons for not using the constructed pucca kitchen-cum-store for cooking =

a) Space shortage = 02 schools

b) Smoke/ventilation problem = 06 schools

c) kitchen used as classroom/office/store = 04 schools

d) Kitchen not/recently handed over = 03 schools

e) distantly located=01 school

5) Main reasons for not using the constructed pucca kitchen-cum-store for storing =

a) Fear of theft = 08 schools

d) KGVB material stored = 01 school

b) Space shortage = 05 schools

e) Other reasons = 08 schools

c) using as classroom/office = 03 schools

6) No. of schools having no sanction to construct pucca kitchen-cum-store= 6

7) No. of schools where the pucca kitchen-cum-store is under construction = 01

8) No. of schools having sanction to construct pucca kitchen-cum-store but the construction work has not started = 01

**Table 10.2: Schoolwise status on alternative place of cooking and storing where pucca kitchen-cum-store is not available and availability of water, fuel and utensils for cooking**

Sl. No.	School name	Alternative place used for cooking MDM	Alternative place used for storing food grains	Potable water available for cooking and drinking	Adequate utensils available for cooking	Kind of fuel used
1	Mochibandha UGUPS	-	HM room	Yes	Yes	Firewood
2	Bhalukipatala NPS	Open space	Temple's meeting room	Yes	No	Firewood
3	Kabitra Nodal UPS	-	HM room	No	No	Firewood
4	Atoper Nodal UPS	-	-	Yes	Yes	Firewood
5	Brahmanigaon UGMES	Tile roofed house	School store room	No	No	Firewood
6	Baidyarajsahi UGUPS	Tile roofed house	HM room	Yes	Yes	Firewood
7	Jhadeswar Nodal UPS	School verandah	School store room	No	No	Firewood
8	Brahmanidevi PS	Tin roofed house	School store room	Yes	Yes	Firewood
9	Baladuan UGUPS	-	School store room	No	No	Firewood
10	Salabani PS	-	School store room	Yes	Yes	Firewood
11	Dhakota Nodal UPS	Asbestos roofed house	School store room	Yes	No	Firewood
12	Haridagotha PS	Asbestos roofed house	-	Yes	No	Firewood
13	Padmapur UPS	Thatched house	Unused room	Yes	Yes	Coal
14	Naranpur PS	-	School store room	No	Yes	Firewood
15	Naranpur UPS	-	School store room	Yes	No	Firewood
16	Palas Panga Nodal UPS	-	School store room	Yes	No	Firewood
17	Khaparakhhar UGUPS	Asbestos roofed house	School store room	Yes	No	Firewood/dry leaf
18	Saraskola UGUPS	-	School store room	Yes	Yes	Firewood
19	Nuagaon PS	Asbestos roofed house	Classroom	No	No	Firewood
20	Murusuan PS	Asbestos roofed house	-	Yes	No	Firewood
21	Baliposi PS	Tin roofed house	School store room	Yes	No	Firewood
22	Ghatagaon UPS	-	Unused room	Yes	No	Firewood
23	Dehuriposi Ashram School	Asbestos roofed house	-	Yes	No	Firewood
24	Tara Nodal UPS	Tile roofed house	School store room	Yes	No	Firewood
25	Bata Harichandanpur UPS	Tile roofed house	-	Yes	Yes	Firewood
26	Koliposi PS	-	Unused room	Yes	Yes	Firewood
27	Pojjamula PS	-	-	Yes	Yes	Firewood
28	Dhenkikot PS	-	School store room	Yes	No	Firewood
29	Gadadharpur PS	Tile roofed house	-	Yes	No	Firewood
30	Khajurimundi UGUPS	Tile roofed house	CRC room	Yes	Yes	Firewood
31	Padakhasada UGMES	Tile roofed house	MCS room	Yes	Yes	Firewood
32	Bansapal Res. Sevashram	Tile roofed house	School store room	Yes	Yes	Firewood
33	Saharapur Res. Sevashram	Asbestos roofed house	School store room	Yes	Yes	Firewood
34	Suakati Res. Sevashram	-	School store room	Yes	Yes	Coal
35	Upper Kaipur UGUPS	Asbestos roofed house	School store room	Yes	Yes	Firewood
36	Saharapur UGUPS	School verandah	School store room	Yes	Yes	Firewood
37	Sandhiapasi UGUPS	Asbestos roofed house	School store room	Yes	No	Firewood
38	Gobindpur UGUPS	-	School store room	Yes	Yes	Firewood
39	Dimbo PS	Tile roofed house	School store room	Yes	No	Firewood
40	Dimbo UPS	-	School store room	Yes	Yes	Firewood

\*1) No. of schools having potable water facility for cooking and drinking =34

2) No. of schools having adequate utensils for cooking = 20

3) No. of schools where alternative place of cooking is an open space = 01

4) No. of schools where alternative place of cooking is school verandah = 02

5) No. of schools where alternative place of cooking is a tile / tin/asbestos roofed house = 20

6) No. of schools where alternative place of cooking is thatched house = 01

7) No. of schools where alternative place of storing is SHG's own house = Nil

8) No. of schools where alternative place of storing is HM's room / Classroom / unused room/ MCS room/ temples meeting room/  
CRC room=33 schools

## 11. Safety and Hygiene:

**Table 11.1: School wise status on safety and hygiene relating to MDM**

Sl. No.	School name	General impression on hygiene of school campus	Children are encouraged to wash hands before and after eating by soap & water	Children partake meals in an orderly manner	Children conserve water while washing hands and utensils	Cooking process and storage of fuel is safe from fire hazard
1	Mochibandha UGUPS	Clean	Yes	Yes	Yes	Yes
2	Bhalukipatala NPS	Clean	Yes	Yes	Yes	Yes
3	Kabitra Nodal UPS	Not clean	Yes	Yes	Yes	Yes
4	Atoper Nodal UPS	Clean	No	Yes	Yes	Yes
5	Brahmanigaon UGMES	Clean	Yes	Yes	Yes	Yes
6	Baidyarajsahi UGUPS	Not clean	Yes	Yes	Yes	Yes
7	Jhadeswar Nodal UPS	Clean	Yes	Yes	Yes	Yes
8	Brahmanidevi PS	Clean	Yes	Yes	Yes	Yes
9	Baladuan UGUPS	Clean	Yes	Yes	Yes	Yes
10	Salabani PS	Clean	Yes	Yes	Yes	Yes
11	Dhakota Nodal UPS	Clean	Yes	Yes	Yes	Yes
12	Haridagotha PS	Clean	Yes	Yes	Yes	Yes
13	Padmapur UPS	Clean	Yes	Yes	Yes	Yes
14	Naranpur PS	Clean	Yes	Yes	Yes	Yes
15	Naranpur UPS	Clean	Yes	Yes	Yes	Yes
16	Palas Panga Nodal UPS	Clean	Yes	Yes	Yes	Yes
17	Khaparakhari UGUPS	Clean	Yes	Yes	Yes	Yes
18	Saraskola UGUPS	Clean	Yes	Yes	Yes	Yes
19	Nuagaon PS	Clean	Yes	Yes	Yes	Yes
20	Murusuan PS	Clean	Yes	Yes	Yes	Yes
21	Baliposi PS	Clean	Yes	Yes	Yes	Yes
22	Ghatagaon UPS	Clean	Yes	Yes	Yes	Yes
23	Dehuriposi Ashram School	Clean	Yes	Yes	Yes	Yes
24	Tara Nodal UPS	Clean	Yes	Yes	Yes	Yes
25	Bata Harichandanpur UPS	Clean	Yes	Yes	Yes	Yes
26	Koliposi PS	Clean	Yes	Yes	Yes	Yes
27	Pojjamula PS	Clean	Yes	Yes	Yes	Yes
28	Dhenkikot PS	Clean	No	Yes	Yes	Yes
29	Gadadharpur PS	Clean	Yes	Yes	Yes	Yes
30	Khajurimundi UGUPS	Clean	Yes	Yes	Yes	Yes
31	Padakhasada UGMES	Clean	Yes	Yes	Yes	Yes
32	Bansapal Res. Sevashram	Clean	No	Yes	Yes	Yes
33	Saharapur Res. Sevashram	Clean	No	Yes	Yes	Yes
34	Suakati Res. Sevashram	Clean	Yes	Yes	Yes	Yes
35	Upper Kaipur UGUPS	Clean	Yes	Yes	Yes	Yes
36	Saharapur UGUPS	Clean	Yes	Yes	Yes	Yes
37	Sandhiapasi UGUPS	Clean	No	Yes	Yes	Yes
38	Gobindpur UGUPS	Clean	Yes	Yes	Yes	Yes
39	Dimbo PS	Clean	No	Yes	Yes	Yes
40	Dimbo UPS	Clean	Yes	Yes	Yes	Yes

\*1) No. of schools having clean school campus = 38

2) No. of schools where children are encouraged to wash hands before and after eating = 34

3) No. of schools where water is conserved by children while washing hands and utensils = 40

4) No. of schools where cooking process and storage of fuel is safe from fire hazard = 40

5) No. of schools where children partake meals in an orderly manner = 40

## 12. Community Participation:

**Table 12.1: Schoolwise status on community participation in MDM supervision and monitoring**

Sl. No.	School name	Extent of participation in MDM supervision and monitoring by			Roster maintained by community for MDM supervision
		Parents	SMC	PRI /ULB	
1	Mochibandha UGUPS	Occasionally	Occasionally	Occasionally	No
2	Bhalukipatala NPS	Occasionally	Every day	Not at all	No
3	Kabitra Nodal UPS	Occasionally	Occasionally	Not at all	No
4	Atoper Nodal UPS	Occasionally	Every day	Not at all	No
5	Brahmanigaon UGMES	Occasionally	Occasionally	Not at all	No
6	Baidyarajsahi UGUPS	Occasionally	Occasionally	Not at all	No
7	Jhadeswar Nodal UPS	Occasionally	Occasionally	Occasionally	No
8	Brahmanidevi PS	Occasionally	Occasionally	Occasionally	No
9	Baladuan UGUPS	Occasionally	Occasionally	Occasionally	No
10	Salabani PS	Occasionally	Occasionally	Occasionally	No
11	Dhakota Nodal UPS	Occasionally	Occasionally	Occasionally	No
12	Haridagotha PS	Every day	Every day	Occasionally	No
13	Padmapur UPS	Not at all	Occasionally	Not at all	No
14	Naranpur PS	Occasionally	Occasionally	Occasionally	No
15	Naranpur UPS	Occasionally	Every day	Occasionally	No
16	Palas Panga Nodal UPS	Occasionally	Every day	Occasionally	No
17	Khaparakhhar UGUPS	Not at all	Occasionally	Occasionally	No
18	Saraskola UGUPS	Occasionally	Occasionally	Occasionally	No
19	Nuagaon PS	Not at all	Occasionally	Occasionally	No
20	Murusuan PS	Occasionally	Occasionally	Occasionally	No
21	Baliposi PS	Occasionally	Occasionally	Occasionally	No
22	Ghatagaon UPS	Occasionally	Occasionally	Occasionally	No
23	Dehuriposi Ashram School	Occasionally	Occasionally	Occasionally	No
24	Tara Nodal UPS	Occasionally	Occasionally	Occasionally	No
25	Bata Harichandanpur UPS	Occasionally	Occasionally	Occasionally	No
26	Koliposi PS	Occasionally	Occasionally	Occasionally	No
27	Poijamula PS	Not at all	Occasionally	Occasionally	No
28	Dhenkikot PS	Not at all	Every day	Not at all	No
29	Gadadharpur PS	Occasionally	Occasionally	Occasionally	No
30	Khajurimundi UGUPS	Occasionally	Every day	Occasionally	No
31	Padakhasada UGMES	Occasionally	Every day	Occasionally	No
32	Bansapal Res. Sevashram	Occasionally	Every day	Not at all	No
33	Saharapur Res. Sevashram	Occasionally	Occasionally	Occasionally	No
34	Suakati Res. Sevashram	Occasionally	Every day	Occasionally	No
35	Upper Kaipur UGUPS	Occasionally	Every day	Occasionally	No
36	Saharapur UGUPS	Occasionally	Every day	Occasionally	No
37	Sandhiapasi UGUPS	Not at all	Occasionally	Occasionally	No
38	Gobindpur UGUPS	Occasionally	Every day	Occasionally	No
39	Dimbo PS	Occasionally	Occasionally	Occasionally	No
40	Dimbo UPS	Occasionally	Occasionally	Not at all	No

\*1) No. of schools where parents supervise and monitor MDM = 34

2) No. of schools where SMC supervise and monitor MDM = 40

3) No. of schools where PRI /ULB supervise and monitor MDM = 31

4) No. of schools where community has maintained a roster for MDM supervision = Nil

**Table 12.2: Schoolwise opinion of community leaders on MDM programme**

Sl. No.	School name	Quantity of MDM per child at primary level	Quantity of MDM per child at upper primary level	Overall impression of MDM programme	From where do you know about MDM?
1	Mochibandha UGUPS	Good	Good	Good	Teacher
2	Bhalukipatala NPS	Good	-	Good	TV
3	Kabitra Nodal UPS	Good	Good	Good	Teacher
4	Atoper Nodal UPS	Good	Good	Good	Teacher
5	Brahmanigaon UGMES	Good	Good	Good	Teacher
6	Baidyarajsaahi UGUPS	Good	Good	Good	Teacher
7	Jhadeswar Nodal UPS	Satisfactory	Satisfactory	Satisfactory	Teacher
8	Brahmanidevi PS	Satisfactory	-	Satisfactory	Teacher
9	Baladuan UGUPS	Satisfactory	Satisfactory	Satisfactory	Teacher
10	Salabani PS	Satisfactory	-	Satisfactory	Teacher
11	Dhakota Nodal UPS	Satisfactory	Satisfactory	Satisfactory	Teacher
12	Haridagotha PS	Good	-	Good	Teacher
13	Padmapur UPS	-	Good	Satisfactory	Teacher
14	Naranpur PS	Good	-	Satisfactory	Anganwadi Worker
15	Naranpur UPS	-	Good	Satisfactory	Anganwadi Worker
16	Palas Panga Nodal UPS	Good	Satisfactory	Satisfactory	Block official
17	Khaparakhari UGUPS	Poor	Good	Satisfactory	Teacher, Block official
18	Saraskola UGUPS	Poor	Good	Satisfactory	Teacher
19	Nuagaon PS	Good	-	Satisfactory	Teacher
20	Murusuan PS	Poor	-	Satisfactory	Teacher
21	Baliposi PS	Satisfactory	-	Satisfactory	Teacher
22	Ghatagaon UPS	Very good	Very good	Good	Teacher
23	Dehuriposi Ashram School	Very good	Good	Good	Teacher
24	Tara Nodal UPS	Good	Good	Good	Teacher
25	Bata Harichandanpur UPS	Good	Very good	Good	Teacher
26	Koliposi PS	Good	-	Good	Teacher
27	Poijamula PS	Good	-	Satisfactory	Teacher
28	Dhenkikot PS	Good	-	Satisfactory	Teacher
29	Gadadharpur PS	Satisfactory	-	Satisfactory	Block official
30	Khajurimundi UGUPS	Good	Good	Satisfactory	Teacher
31	Padakhasada UGMES	Good	Good	Satisfactory	Teacher
32	Bansapal Res. Sevashram	Good	-	Satisfactory	Teacher
33	Saharapur Res. Sevashram	Satisfactory	Satisfactory	Satisfactory	Teacher
34	Suakati Res. Sevashram	Good	-	Satisfactory	Teacher
35	Upper Kaipur UGUPS	Good	Good	Satisfactory	Teacher
36	Saharapur UGUPS	Good	Good	Satisfactory	Teacher
37	Sandhiapasi UGUPS	Good	Good	Satisfactory	News paper
38	Gobindpur UGUPS	Satisfactory	Satisfactory	Satisfactory	Teacher
39	Dimbo PS	Good	-	Satisfactory	Teacher
40	Dimbo UPS	-	Good	Good	Teacher

\*1) No. of schools where community has opined that quantity of MDM at primary level is very poor = Nil  
 2) No. of schools where community has opined that quantity of MDM at upper primary level is poor = Nil



3) No. of schools where overall impression of community on MDM is average = Nil

### 13. Inspection and Supervision:

**Table 13.1: Schoolwise status on inspection and supervision of MDM programme by MDM officials since 1-4-11**

Sl. No.	School name	Inspection/supervision done by State level officials		Inspection/supervision done by District level officials		Inspection/supervision done by Block level officials	
		No. of times done	Remarks given	No. of times done	Remarks given	No. of times done	Remarks given
1	Mochibandha UGUPS	Nil	-	Nil	-	Nil	-
2	Bhalukipatala NPS	Nil	-	Nil	-	Nil	-
3	Kabitra Nodal UPS	Nil	-	Nil	-	Nil	-
4	Atoper Nodal UPS	Nil	-	Nil	-	Nil	-
5	Brahmanigaon UGMES	Nil	-	Nil	-	Nil	-
6	Baidyarajsahi UGUPS	Nil	-	Nil	-	Nil	-
7	Jhadeswar Nodal UPS	Nil	-	Nil	-	Nil	-
8	Brahmanidevi PS	Nil	-	Nil	-	Nil	-
9	Baladuan UGUPS	Nil	-	Nil	-	Nil	-
10	Salabani PS	Nil	-	Nil	-	Nil	-
11	Dhakota Nodal UPS	Nil	-	Nil	-	Nil	-
12	Haridagotha PS	Nil	-	Nil	-	1	No
13	Padmapur UPS	Nil	-	1	No	Nil	-
14	Naranpur PS	Nil	-	Nil	-	Nil	-
15	Naranpur UPS	Nil	-	Nil	-	Nil	-
16	Palas Panga Nodal UPS	Nil	-	Nil	-	1	No
17	Khaparakhar UGUPS	Nil	-	Nil	-	1	No
18	Saraskola UGUPS	Nil	-	1	No	Nil	-
19	Nuagaon PS	Nil	-	Nil	-	Nil	-
20	Murusuan PS	Nil	-	Nil	-	Nil	-
21	Baliposi PS	Nil	-	Nil	-	Nil	-
22	Ghatagaon UPS	Nil	-	Nil	-	Nil	-
23	Dehuriposi Ashram School	Nil	-	Nil	-	Nil	-
24	Tara Nodal UPS	Nil	-	Nil	-	Nil	-
25	Bata Harichandanpur UPS	Nil	-	Nil	-	Nil	-
26	Koliposi PS	Nil	-	Nil	-	Nil	-
27	Poijamula PS	Nil	-	Nil	-	Nil	-
28	Dhenkikot PS	Nil	-	Nil	-	Nil	-
29	Gadadharpur PS	Nil	-	Nil	-	Nil	-
30	Khajurimundi UGUPS	Nil	-	Nil	-	Nil	-
31	Padakhasada UGMES	Nil	-	Nil	-	Nil	-
32	Bansapal Res. Sevashram	Nil	-	Nil	-	Nil	-
33	Saharapur Res. Sevashram	Nil	-	Nil	-	Nil	-
34	Suakati Res. Sevashram	Nil	-	1	Yes	Nil	-
35	Upper Kaipur UGUPS	Nil	-	Nil	-	Nil	-
36	Saharapur UGUPS	Nil	-	Nil	-	Nil	-
37	Sandhiapasi UGUPS	Nil	-	Nil	-	Nil	-
38	Gobindpur UGUPS	Nil	-	Nil	-	Nil	-
39	Dimbo PS	Nil	-	Nil	-	Nil	-
40	Dimbo UPS	Nil	-	1	No	Nil	-

\*1) No. of schools inspected/supervised by State level officials since 1-4-11 = Nil

2) No. of schools where inspected/supervised by District level officials since 1-4-11 = 04

3) No. of schools where inspected/supervised by Block level officials since 1-4-11 = 03

#### 14. **Impact:**

**Table 14.1: Schoolwise opinion of parents, teachers and students on impact of MDM**

Sl. No.	School name	MDM has improved the enrollment and attendance of children	MDM has improved the general health of children	MDM has improved the nutritional status of children
1	Mochibandha UGUPS	Yes	Yes	Don't know
2	Bhalukipatala NPS	Yes	Yes	Don't know
3	Kabitra Nodal UPS	Yes	Yes	Yes
4	Atoper Nodal UPS	Yes	Yes	No
5	Brahmanigaon UGMES	Yes	Yes	Don't know
6	Baidyaraajsaahi UGUPS	Yes	Yes	Don't know
7	Jhadeswar Nodal UPS	Yes	Yes	Yes
8	Brahmanidevi PS	Yes	Yes	Yes
9	Baladuan UGUPS	Yes	Yes	Yes
10	Salabani PS	Yes	Yes	Yes
11	Dhakota Nodal UPS	Yes	Yes	Yes
12	Haridagotha PS	Yes	Yes	Yes
13	Padmapur UPS	Yes	No	Don't know
14	Naranpur PS	Yes	Yes	Don't know
15	Naranpur UPS	Yes	Yes	Don't know
16	Palas Panga Nodal UPS	Yes	Yes	Don't know
17	Khaparakhhar UGUPS	Yes	No	Don't know
18	Saraskola UGUPS	Yes	No	Yes
19	Nuagaon PS	Yes	No	Don't know
20	Murusuan PS	Yes	No	No
21	Baliposi PS	Yes	Yes	Yes
22	Ghatagaon UPS	Yes	Yes	Yes
23	Dehuriposi Ashram School	Yes	Yes	Yes
24	Tara Nodal UPS	Yes	Yes	Yes
25	Bata Harichandanpur UPS	Yes	Yes	No
26	Koliposi PS	Yes	Yes	No
27	Poijamula PS	Yes	Yes	Don't know
28	Dhenkikot PS	Yes	Yes	Yes
29	Gadadharpur PS	Yes	Yes	Yes
30	Khajurimundi UGUPS	Yes	Yes	Yes
31	Padakhasada UGMES	Yes	Yes	Yes
32	Bansapal Res. Sevashram	Yes	Yes	Yes
33	Saharapur Res. Sevashram	Yes	Yes	Yes
34	Suakati Res. Sevashram	Yes	Yes	Yes
35	Upper Kaipur UGUPS	Yes	Yes	Yes
36	Saharapur UGUPS	Yes	Yes	Yes
37	Sandhiapasi UGUPS	Yes	Yes	Yes
38	Gobindpur UGUPS	Yes	Yes	Yes
39	Dimbo PS	Yes	Yes	Yes
40	Dimbo UPS	Yes	Yes	Yes

\*1) No. of schools where parents, teachers and students have opined that MDM has improved students' enrollment and attendance = 40

2) No. of schools where parents, teachers and students have opined that MDM has improved general health of children = 35

3) No. of schools where parents, teachers and students have opined that MDM has improved nutritional status of children = 26

# **MAYURBHANJ DISTRICT**

## **Introduction:**

Mayurbhanj District is located in the northern region of ODISHA State. It has 4988 number of schools covered under SSA. The District office concerned with MDM scheme is located at Baripada town. In order to implement MDM activities, District as well as Block level officials have been engaged. Besides, the teachers, SMC members and PRI members are also allowed to supervise the MDM scheme at school level. As per the MDM guidelines, rice is provided to the SHG/SMC who prepares and provides MDM purchasing dal, egg, mealmakers, vegetables and fuel. Each school is to get cooking cost in advance every month and produce expenditure statement along with vouchers to Block office every month.

## **Procedure and criteria adopted for selection of sample schools:**

As per the MoU and ToR, 40 schools have been identified in discussion with the DPO staffs of Sarva Shiksha Abhiyan of the District on 08-08-2011 for monitoring of MDM activities at school level. The guidelines mentioned in the ToR have been followed for school selection. The 40 schools include 8 urban schools and 32 rural schools. The school wise details of criteria basing upon which the sample schools have been identified have been reflected in the DPO's **letter no. 11295 dtd. 08-08-2011** placed at page 118. Out of the 40 sample schools, 22 are primary schools (PS) and the rest upper primary schools (UPS). Each of the 40 sample schools has been visited by 01 of the members of the monitoring team who has spent 01 full day at the school to collect the MDM related data as per the format prescribed by the MHRD, GoI. The Nodal Officer has also visited one-third of the 40 sample schools as per the ToR. The data have been obtained by interacting with children, teachers, cook, helper, SHG/SMC/NGO providing MDM at school point and by observing the process of MDM preparation, storage and distribution. The data then have been cross-checked, cleaned and tabulated for analysis in respect of different aspects of the MDM scheme.

# Mid-Day Meal Scheme:

(i)	Name of the Monitoring Institution	NCDS
(ii)	Period of the report	1-04-2011 to 30-9-2011
(iii)	Name of the District	MAYURBHANJ
(iv)	Date of visit to the Districts/EGS/Schools	8-8-11 to 17-8-11

1.	<p><b><u>REGULARITY IN SERVING MEAL:</u></b>  <b>Whether the school is serving hot cooked meal daily? If there was interruption, what was the extent and reasons for the same?</b></p>	Students, Teachers & Parents																		
	<p>The MI has visited 40 schools and has found that hot cooked meal is served in every school. In 13 of these schools since 1-4-11 provision of MDM has been stopped for some days (for school wise details, see Table 1.1 at page 120). The reasons for interruption of MDM provision are: (1) lack of rice, (2) lack of cooking cost, (3) bad weather and, (4) less attendance (For school wise details, see Table 1.1).</p>																			
2.	<p><b><u>TRENDS:</u></b>  <b>Extent of variation (As per school records vis-à-vis Actuals on the day of visit)</b></p> <table border="1"> <thead> <tr> <th>No.</th> <th>Details</th> <th>On the day of visit</th> </tr> </thead> <tbody> <tr> <td>i.</td> <td>Enrollment</td> <td>6108</td> </tr> <tr> <td>ii.</td> <td>No. of children opted for MDM</td> <td>6108</td> </tr> <tr> <td>iii.</td> <td>No. of children attending the school on the day of visit</td> <td>3798</td> </tr> <tr> <td>iv.</td> <td>No. of children availing MDM as per MDM Register</td> <td>3307</td> </tr> <tr> <td>v.</td> <td>No. of children actually availing MDM on the day of visit</td> <td>3273</td> </tr> </tbody> </table>	No.	Details	On the day of visit	i.	Enrollment	6108	ii.	No. of children opted for MDM	6108	iii.	No. of children attending the school on the day of visit	3798	iv.	No. of children availing MDM as per MDM Register	3307	v.	No. of children actually availing MDM on the day of visit	3273	School level registers, MDM Registers Head Teachers, Schools level MDM functionaries / Observation of the monitoring team.
	No.	Details	On the day of visit																	
i.	Enrollment	6108																		
ii.	No. of children opted for MDM	6108																		
iii.	No. of children attending the school on the day of visit	3798																		
iv.	No. of children availing MDM as per MDM Register	3307																		
v.	No. of children actually availing MDM on the day of visit	3273																		
<p>Many children do not get MDM because they do not come to schools. In some schools, some children who have come to schools also do not take MDM. They go to home to take home made food. In the 40 sample schools, 6108 children have been enrolled and for all 6108 children rice is supplied. On the day of MI's visit, 3798 children (62.2%) have attended the school but 3273 (53.6%) children have taken MDM (For school wise details, see Table 2.1 at page 121 ). The main reasons for which children do not come to school need to be explored. The DPO should physically verify the actually enrolled children. Some of the enrolled children have been found, from the Students Attendance Register, to be either long absentees or not coming to school at all since 1-4-11. These may include fake-enrolled or</p>																				

children enrolled in more than one school. A detailed examination of the actually enrolled children, cluster or blockwise, may reduce the percentage of enrolled children not taking MDM because they do not come to school.

The change of diet policy from “same diets everyday” (Bhata and dalma) to “Varied diets every day” has been appreciated by children and has yielded results in narrowing down the percentage gap between the percentage of children attending school and the percentage of children actually availing MDM. The gap has become only 8.6 per cent. Further, the gap between the percentage of children availed MDM as per the MDM register and the percentage of children actually availed MDM has also reduced and become 0.5 per cent and there is a valid reason behind it. In 32 (80%) out of the 40 sample schools (See table 2.1 at page 121 for schoolwise details), in prayer class (at 10 AM) the students are being asked by teachers/ Student Food Minister to raise hands for opting to take MDM on the day and accordingly the MDM foodis cooked for only the willing students. Therefore, in these 32 schools, the number of children availed MDM as per the MDM register is same or slightly less than the actual number of children taken MDM. Consequently, no amount of cooked MDM item, has been found to be unconsumed / waste in these 32 schools.

In the other 08 schools, this process is not being practiced. MDM food items are cooked for all those children present in the school as per the attendance register. No body (SMC/SHG/teacher/school cabinet) asks the children whether for any reason any of them is not interested to take MDM on the day. It is presumed that every body is to consume MDM. Consequently, some of the children, although have attended the school, have been noticed not to eat the MDM food items. The reasons have been found as:

- Children go to home to take food (e.g. Susil Kumar Ray, Class II (urban), Arati V.M, PS, Baripada Muniucipality (urban) on 8-8-11).
- MDM food items are not tasty (eg, (1) Nihar Rankan, Class VII, Block Colony UPS (rural) on 8-8-11.
- Children have brought tiffin from home (eg. (1) Samir Kamila and Sudipta Das, Class V, Block Colony UPS, Baripada Block on 8-8-11)
- Children have not brought eating utensil (plates) and the schools have no such utenils to provide them (e.g. Poonama Nayak, and Mousumi Ghose, Class V, Arati V.M. PS (urban) on 8-8-11; Sujata Singh, Class III and Rashmi Priya Singh, Class VI, Sansole PUPS (rural) on 10-8-11; Swarnalata Singh, Class VII, Rangamatia NUPS (rural) on 16-8-11).
- Less amount of of dal is served (e.g. Puja Mohanta, Class VI, Kainfulia UPS (rural) on 8-8-11).

<b>3.</b>	<p><b><u>REGULARITY IN DELIVERING FOOD GRAINS TO SCHOOL LEVEL:</u></b></p> <p><b>(vii) Is school receiving food grain regularly? If there is delay in delivering food grains, what is the extent of delay and reasons for the same?</b></p>	<p><b>School level registers, MDM Registers, Head Teacher, School level MDM functionaries.</b></p>	
	<p>Out of the 40 sample schools, 24 schools have received rice regularly since 1-4-11. In 16 schools, rice has been received in 03 days to 02 months delay (For school wise details, see Table 3.1 at page 122). Dal, vegetable, mealmaker and eggs are procured from local markets. The delay in supply of rice has been made due to official reasons which need to be further explored.</p>		
	<p><b>(viii) Is buffer stock of one-month's requirement is maintained?</b></p>	<p><b>School level registers, MDM Registers, Head Teacher, School level MDM functionaries</b></p>	
	<p>There is a buffer stock of one month's requirement of rice in 25 out of the 40 sample schools (For school wise details see, Table 3.1). The Block officials have adopted no mechanism to monitor the quantum of availability of buffer stock of rice.</p>		
	<p><b>(iii) Is the quantity of food grains supplied as per the marked / indicated weight ?</b></p>		
	<p>In 31 out of 40 schools, rice has been supplied less than the marked weight of the bag (i.e. 50kg). Rice has been received less up to 1 to 9 kg. per 50 kg. bag (for schoolwise details see Table 3.1) The Block/ District Officers have not taken appropriate measures to address this problem.</p>		
	<p><b>(iv) Is the food grains delivered at the school?</b></p>	<p><b>School level registers, MDM Registers, Head Teacher, School level MDM functionaries</b></p>	
	<p>Rice is delivered at schools in 33 out of 40 sample schools. In 07 schools, rice is not delivered at SHG house (For school wise details, see Table 3.1).</p>		
<p><b>(v) Is the quality of food grain good?</b></p>			
<p>In all 40 sample schools, the rice received has been of good quality. (For school wise details, see Table 3.2 at page 123 ).</p>			
<b>4.</b>	<p><b><u>REGULARITY IN DELIVERING COOKING COST TO SCHOOL LEVEL:</u></b></p> <p><b>(x) Is school receiving cooking cost in advance regularly? If there is delay in delivering cooking costm what is the extent of delay and reasons for it?</b></p>	<p><b>School level registers, MDM Registers, Head Teacher, School level MDM functionaries.</b></p>	
	<p>None of the 40 sample schools has received the cooking cost in advance regularly. The extent of delay of receiving cooking cost has ranged from 1 to 3months. The main reason of such delay has been: (1) delay by Block office to release the cooking cost, (2) delay in the submission / no submission of vouchers and expenditure statement by the SMC /SHG to Block Office, (3) delay to open the MDM account (See Table 4.1 at page 124 for schoolwise details.) The strategy of releasing cooking advance needs improvement. The fuel price payment is not sufficient in case of PS having less than 100 student strength. Same is the case with purchase of eggs.</p>		

	<b>(xi) In case of delay, how schools manage to ensure that there is no disruption in the feeding programme?</b>	<b>School level registers, MDM Registers, Head Teacher, School level MDM functionaries.</b>
	In case of delay, the SHGs have utilized their own fund; and the HMs have utilized their own fund; (For school wise details, see Table 4.1 at page 124). In case of delay in release of advance cooking cost, the HMs are verbally instructed by the DI/BDO to manage MDM. Thus MDM rules are tacitly violated.	
	<b>xii) Is cooking cost paid by Cash or through banking channel?</b>	<b>School level registers, MDM Registers, Head Teacher, School level MDM functionaries.</b>
	The cooking cost has been received only through bank (for school wise details, see Table 4.1).	
5.	<b><u>SOCIAL EQUITY:</u> Did you observe any gender or caste or community discrimination in cooking or serving or seating arrangements?</b>	<b>Observations</b>
	In 01 of the sample 40 schools, the MI has noticed gender discrimination in sitting arrangement for MDM and in another school it found gender discrimination in serving MDM. In all other schools, no discrimination has been found in cooking, serving and sitting arrangement for MDM basing upon gender, caste or community (for school wise details, see Table 5.1 at page 125)	
6.	<b><u>VARIETY OF MENU:</u> (x) Has the school displayed its weekly menu, and is it able to adhere to the menu displayed?</b>	<b>Observations and discussion with children teachers, parents, VEC members, Gram Panchayat members and cooks.</b>
	33 out of the 40 sample schools have displayed their weekly menu at a visible place on a paper but not on a flex board. This menu has been prepared by the State Government. However in all 40 sample schools the MDM is prepared everyday as per the weekly menu (for school wise details, see Table 6.1 at page 126)	
	<b>(xi) Is there variety in the food served or is the same food served daily?</b>	<b>Observations and discussion with children teachers, parents, VEC members, Gram Panchayat members and cooks.</b>
	In all of the 40 sample schools different food items are provided to children daily. The food items have been decided by the State Government keeping in view the nutritional requirement of the children.	
	<b>(xii) Does the daily menu include rice / wheat preparation, dal and vegetables?</b>	<b>Observations and discussion with children teachers, parents, VEC members, Gram Panchayat members and cooks.</b>
	In all 40 sample schools, the daily menu includes rice and vegetables every day. Dal is part of daily menu in all schools 02 days every week. Wheat is not given at all (For school wise details, see Table 6.1).	

7.	<b><u>QUALITY &amp; QUANTITY OF MEAL:</u></b> <b>Feedback from children on</b> <b>g) Quality of meal:</b>	<b>Observations of Investigation during MDM service</b>
	In all 40 sample schools, children have appreciated the quality of rice and in 33 schools, children have appreciated the quality of curry and dal (For school wise details, see Table 7.1 at page 127 ).	
	<b>h) Quantity of meal:</b>	<b>Observations of Investigation during MDM service</b>
	In 31 out of the 40 sample schools, children have appreciated the quantity of rice and in 33 schools, they have appreciated the quantity of dal and curry served to them (For school wise details, see Table 7.1)	
7.	<b>c) {If children were not happy Please give reasons and suggestions to improve.}</b>	<b>Observations of Investigation during MDM service</b>
	The children of Block Colony UPS, Rajabosa UPS, Kainfulia UPS, Jambani UPS, Thinei PUPS and Bhuiyanguda UPS have expressed unhappiness over the quantity of rice served which is inadequate (For details, see Table 7.1)	
8.	<b><u>SUPPLEMENTARY:</u></b> <b>(iv) Is there school Health Card maintained for each child?</b>	<b>Teachers, Students, School Record</b>
	In 17 out of the 40 sample schools, health card has been kept for the children (For school wise details, see Table 8.1 at page 128). However, the health cards do not contain any health related information.	
	<b>(ii) No. of times health check up of children done since 1-4-2011.</b>	
	Health check up of children has been done in 10 schools since 1-4-2011 and it has been done only once in 09 of these schools (for school wise details, see Table 8.1). In 01 school, it has been done for 02 times.	
	<b>(iii) Whether children are given micronutrients (Iron, folic acid, vitamin – A dosage) and de-worming medicine periodically?</b>	<b>Teachers, Students, School Record</b>
	In 01 of the 40 sample schools, iron tablets, Vitamin A tablets and de-worming tablets have been given periodically (for school wise details, see Table 8.1 at page 128 ). In other 04 schools, these medicines have been given only once since 1-4-11.	
	<b>(iv) Who administers these medicines and at what frequency?</b>	<b>Teachers, Students, School Record</b>
	The medicines have been provided by the State Government.	
<b>(v) No. of times these medicines have been given since 1-4-2011.</b>		
The medicines have been given 9 times in Khandia Ashram School and once in other schools (See Table 8.1).		



<b>9.</b>	<b>STATUS OF COOKS:</b>		<b>Observations and discussion with children teachers, parents, VEC members, Gram Panchayat members and cooks.</b>
	<b>(v) Who cooks and serves the meal? (Cook/helper appointed by the Department or Self Help Group, or NGO or Contractor)</b>		
	Out of the 40 sample schools, Cook and Helper have been engaged by SHG in 28 schools and in 12 schools by SMC (For school wise details, see Table 9.1 at page 129 ).		
	<b>( ii ) Is the number of Cooks and Helpers engaged as per Govt. of India norms?</b>		<b>Observations and discussion with children teachers, parents, VEC members, Gram Panchayat members and cooks.</b>
	As per the Government of India norms ( vide, Lr. F. No. 5-1 / 2010-MDM-2-1 Govt. of India, MHRD, Department of School and Mass Education and Literacy, MDM Division Dt:30-04-2010), 01 cook-cum-helper shall be engaged to a school up to 25 students. 02 cook-cum-helpers for schools having 26 to 100 students. And 01 additional cook-cum-helper.  This norm is not followed in Orissa. On the other hand, irrespective of the student strength, a school has 01 cook and 01 helper (For school wise details, see Table 9.1 at page 129). However, out of the 40 sample schools, 30 schools have number of cook and helpers as per the GoI norm (For school wise details, see Table 9.1).		
	<b>( iii )What is remuneration paid to cooks/helpers?</b>		<b>Observations and discussion with children teachers, parents, VEC members, Gram Panchayat members and cooks.</b>
	The Cook is paid Rs.600/- per month and the Helper is paid Rs.400/- per month in all sample schools. (For school wise details, see Table 9.1). As per the State Govt's commitment in the 2011 PAB meeting, the Cook/Helper is to get Rs 1000/- per month but this, has not been implemented so far.		
	<b>( iv) Are the remuneration paid to cooks/helpers regularly?</b>		<b>Observations and discussion with children teachers, parents, VEC members, Gram Panchayat members and cooks.</b>
In only 07 schools the Cook and Helper are paid their remuneration regularly. In other 33 schools, they get their remunerations with a delay of 1 to 3 months in different schools (For school wise details, see Table 9.1). As per the current MDM rules of the State, the Cook and Helper are to get their remuneration every month regularly.			
<b>( v) Social Composition of cooks /helpers? (SC/ST/OBE/Minority)</b>		<b>Observations and discussion with children teachers, parents, VEC members, Gram Panchayat members and cooks.</b>	
In 37 out of the sample 40 schools, the Cook belongs to SC/ ST/ OBC/ minority community. In 37 schools, the Helper belongs to SC/ST/OBC/minority community (For school wise details, see Table 9.1). Thus employment facility is given to the backward communities in priority.			

	<p><b><u>INFRASTRUCTURE:</u></b>  <b>1) Is a pucca kitchen shed-cum-store:</b>  <b>(p) Constructed and in use</b>  <b>(q) Constructed but not in use under</b>  <b>(r) Under construction</b>  <b>(s) Sanctioned, but constructed not started</b>  <b>(t) Not sanctioned</b>  <b>Any other (specify)</b></p>	<p><b>School records, discussion with head teacher, teacher, VEC, Gram Panchayat members.</b></p>
<p><b>10.</b></p>	<p>Out of the 40 sample schools, pucca kitchen shed is not sanctioned for 10 schools. In 08 schools, the pucca kitchen shed-cum-store that has been constructed is in use for both cooking and storing. In 10 schools, it is constructed but is not used for cooking and in 16 schools it is constructed but not in use for storing. In 01 school, it is under construction; in 01 school, the construction work has been stopped at lintel level since 2009 whereas in 01 school it is sanctioned but the construction work has not started (For school wise details, see Table 10.1 at page 130). In 19 out of 27 schools, the pucca kitchen shed cum-store constructed with MDM grant of Rs 60,000/- is not used for cooking or storing or for both.</p> <p><b>2. Construction grant received under which scheme?</b></p> <p>All the schools who have got the sanction for constructing the kitchen-cum-store have got it under the MDM scheme (For school wise details, see Table 10.1).</p> <p><b>3. Reason for not using the constructed kitchen-cum-store for cooking and storing</b></p> <p>The constructed kitchen-cum-store is not used for cooking because kitchen has roof leakage (02 schools), space shortage (01 school), no ventilation facility (01 school), inadequate light (01 school), kitchen is damaged (01 school), hearth making problem (01 school) or kitchen used as KGBV storeroom (01 school). Further, the same is not used for storing because of space shortage (03 schools), fear of theft (05 schools), roof leakage (04 schools) or other reasons (04 schools) (For school wise details, see Table 10.1).</p>	
<p><b>11.</b></p>	<p><b>In case the pucca kitchen shed is not available, where is the food being cooked and where are the food grains/other ingredients being stored.</b></p>	<p><b>Discussion with head teacher, teacher, VEC, Gram Panchayat members, Observation</b></p>
<p>There are 23 schools out of the 40 sample schools where pucca kitchen is not used for cooking MDM. Out of these, in 02 schools, MDM is cooked in a pucca house of school. In 03 schools, it is cooked on school verandah. In 01 school, it is cooked in a thatched house whereas 17 schools, it is cooked in an asbestos / tin / tile roofed house.</p> <p>There are 29 schools where MDM is not stored in a pucca kitchen-cum-store. In 10 schools, food grains are stored in SHG house whereas in 19 schools, food grains are stored in HM's room / classroom / store room of school/ unused room of school (For school wise details, see Table 10.2 at page 131 ).</p>		

12.	<b>Whether potable water is available for cooking and drinking purpose?</b>	<b>-do-</b>
	In 37 out of the sample schools, potable water is available for cooking and drinking purpose (For school wise details, see Table 10.2).	
13.	<b>Whether utensils used for king food are adequate?</b>	<b>Teachers/Organizer of MDM Programme</b>
	In 19 out of 40 sample schools, adequate utensils are available for cooking MDM (For school wise details, see Table 10.2)	
14.	<b>What is the kind of fuel used? (Gas based/firewood etc.)</b>	<b>Observation</b>
	In all 40 sample schools, firewood is used as fuel. (For school wise details, see Table 10.2).	
15.	<b><u>SAFETY &amp; HYGIENE:</u></b> <b>i. General Impression of the environment, Safety and hygiene:</b>	<b>Observation</b>
	In 37 out of 40 sample schools, clean and safe environment exists (For school wise details, see Table 11.1 at page 132 ). Every day the school campus and classrooms are cleaned by the students.	
	<b>ii. Are children encouraged to wash hands before and after eating</b>	<b>observation</b>
	In 34 out of 40 sample schools, children are encouraged by the teachers to wash hands using soap and water both before and after eating MDM. (For school wise details, see Table 11.1).	
	<b>iii. Do the children partake meals in an orderly manner?</b>	<b>observation</b>
	In 38 out of the 40 sample schools children are seen to partake MDM in an orderly manner (Table 11.1).	
	<b>iv. Conservation of water?</b>	<b>Observation</b>
	In 37 out of the 40 sample schools, children are found to conserve water while washing hands and utensils (For school wise details, see Table 11.1).	
16.	<b>v. Is the cooking process and storage of fuel safe, not posing any fire hazard?</b>	<b>observation</b>
	In 38 out of the 40 sample schools, cooking and storage places are found to be safe from any fire hazard (Table 11.1).	
	<b>COMMUNITY PARTICIPATION:</b> <b>1) Extent of participation by Parents/ VECs /Panchayats /Urban bodies in daily supervision, monitoring, participation</b>	<b>Discussion with head teacher, teacher, VEC, Gram Panchayat members</b>
In 33 schools parents supervise and monitor the MDM. In 38 out of the 40 sample schools SMC and in 31 schools PRI/ULB supervise and monitor MDM (For school wise details, see Table 12.1 at page 133 ). In some schools, they surpervise every day whereas in other schools, they supervise occasionally.		

	<b>2) Any roster maintained by community for supervision of MDM?</b>	
	Roster is not maintained in all 40 sample schools (Table 12.1).	
	<b>3) (a) opinion of community on quantity of MDM per child at primary level</b>	
	In none of 40 sample schools, the community has opined that the quantity of MDM per child at primary level is poor (For school wise details, see Table 12.2).	
	<b>(b) Opinion of community on quantity of MDM per child at upper primary level.</b>	
	In none of the 40 sample schools, the community has opined that the quantity of MDM per child at upper primary level is poor (For school wise details, see Table 12.2 at page 134 ).	
	<b>(c) Overall impression of MDM programme.</b>	
	In none of the 40 schools, the overall impression of community on MDM is average (Table 12.2).	
	<b>(d) From where do you know about MDM.</b>	
	The community has known about MDM from various sources like TV, Block Official, newspaper, teacher and CDPO (For school wise details, see Table 12.2).	
17.	<b>INSPECTION &amp; SUPERVISION</b> <b>Has the mid day meal programme been inspected by any state/district/block level officers/officials?</b>	<b>School records, discussion with head teacher, teachers, VEC, Gram Panchayat members</b>
	In 07 schools the Block level officers have inspected MDM programme. The State level officers and District level officers have visited no school and 03 schools respectively since 1-4-2011 (For school wise details, see Table 13.1 at page 135 ). In 03 schools, these officers have given written remarks regarding MDM.	
18.	<b>IMPACT</b> <b>Has the mid day meal improved the enrollment, attendance of children in school, general well being (nutritional status) of children? Is there any other incidental benefits due to serving cooked meal in schools.</b>	<b>School records, discussion with head teacher, teachers, students, VEC, Gram Panchayat members.</b>
	In 37 out of the 40 sample schools, parents, teachers and students have opined that MDM has improved students' enrollment and attendance. In 38 schools they have opined that MDM has improved general health of children. In 28 schools they have opined that MDM has improved nutritional status of children (For school wise details, see Table 14.1 at page 136 ).	

## Major Issues:

### 1. Issue of non-provision of MDM on working days.

- Found in 13 (32.5%) out of the 40 sample schools.
- Reason is lack of supply of rice in 09 schools and lack of cooking cost in 03 schools.

### 2. Issue of large number (37.8%) of the enrolled children not coming to school and hence unable to take MDM.

- Some children are either long absentees or have not at all come to school since 1-4-11.
- The reason may be fake enrollment or enrollment in more than one school.
- Many children have not come to school due to continuous rainfall.

### 3. Issues of children (8.6%) not taken MDM although have attended the school

- The quantum such children has been found only in 07 out of the 40 sample schools.
- The reasons are many : (1) children going to home to take food; (2) children not eating owing to
- Lack of utensils; (3) children eating home-made tiffin and (4) MDM food items are not tasty.

### 4. Issue of not taken MDM food although it has been cooked for them.

- The quantum of such children has been found only in 14 out of the 40 sample schools.
- The reason is the lack of attempt to count the number of children who would not take MDM and not to cook MDM for them.

### 5. Issue of not releasing cooking cost in advance regularly

In the new MDM policy, the State has adopted to release the cooking advance by the first week of every month to the bank account of the SHG/SMC managing the MDM at school level. All SHGs/SMCs managing MDM have therefore been asked to open a separate MDM bank account in March 2011. The State Govt. has also adopted a policy to release the advance cooking cost Rs. 10,000/- or Rs. 15,000/- depending on the students strength of the school. The MI has observed that 38 out of the 40 sample schools have got this advance once. Only the Police Line UPS and the Kenduadiha PS have not received it although they opened the MDM account in April-May, 2011. The other observations are –

- Only 01 school (Rainhol PS) has got the cooking cost in advance in subsequent month.

- The reasons are: (1) delayed or no submission of vouchers and expenditure statement by SHG/SMC to the Block office (7 schools) and (2) delay by the Block Officers to release the cooking cost in advance every month (34 schools).

**6. Issue of managing the fuel cost in primary schools with students enrollment <100.**

At present the fuel cost given at primary school level is 22 paise per child per day. When in schools, the students attendance become less, say for instance 50, the actual expenditure against fuel becomes more than the available cooking cost. Cooking expenditure for 50 children of primary schools is almost same as the cooking expenditure for 50 children of upper primary school for given number of MDM items. Then why should we pay 22 paise per child per day for primary school and 40 paise per child per day for upper primary school. In many schools, MDM for primary and student i.e. 40 paise children is cooked together leading to similar fuel expenditure.

**7. Issue of engaging Head Teachers in managing MDM**

The Head Teachers in some schools are compelled under the following circumstances to procure and manage MDM.

- BDO/DI of schools have verbally instructed the Head Teachers during meetings not to stop provision of MDM at any cost. Written letter in this regard is not circulated. Thus the MDM rule 6 is violated by the authorities who are supposed to protect it.
- SMC members take plea that they do not have time to manage MDM and urge that children should get MDM everyday and request Head Teachers to manage MDM.
- In the event of delay in payment of advance cooking cost, some SHGs are not willing to manage MDM spending their own fund.

**8. Less and irregular payment of remuneration to Cook and Helper.**

- Cooks and Helpers of all schools are paid much less than the Government of India norm and are not regularly paid every month.

**9. Issue of no health check up and no provision of Vit A, iron tablets and deworming tablets.**

- Health check up has been done in a very limited schools. Vit.A, iron tablets and deworming tablets have been given to children of a very few schools.

**10. Issue of no use of pucca kitchen shed-cum-store.**

- There are 27 schools where pucca kitchen shed-cum-store has been constructed under the MDM scheme but in 19 of them, it is not used either for cooking or for storing or for both purposes. The reasons are varied from school to school but the main four of them are space shortage, fear of theft, no ventilation and roof leakage.

**11. Issue of inadequate availability of cooking utensils.**

- Half of the sample schools face difficulty in cooking and serving MDM due to inadequate availability of cooking utensils.

**12. Issue of lack of supervision and monitoring of MDM**

- The management of MDM is not properly monitored and supervised by the concerned officers at all levels and this has yielded gross mismanagement of MDM. Food grains are supplied less than the weighted amount. Food grains are not timely supplied. MDM is cooked for children who do not eat it. The constructed pucca kitchen shed-cum-store is not utilized for cooking and strong. Cook and Helper do not receive their remuneration regularly every month. Cooking cost advance is not released to school regularly every month.

**13. Issue of lack of proper weighing system for measuring the weight of food grains and vegetables and the weight of children.**

- In none of the 40 sample schools, weight of children is measured to know their nutritional status. Similarly, the weight of food grains and vegetables is not accurately measured. It is roughly assessed.

**Suggestions:**


1. Rice stock availability at school be recorded every month and accordingly the required amount rice be supplied with only 01 month of buffer stock.
2. Physical verification of the enrolled children at every school be made and the cases of fake/multiple enrollment be identified and quashed out.
3. Eating utensils be made available at each school. MDM food items be made more tasty with provision of more quantum of dal and vegetables per child per day. School gate be closed

during recess hours and children be motivated to eat MDM together with other children. Neat and clean dinning space be provided so that the children will like to eat in a safe place throughout the year. Each school be provided with a pucca dinning hall having vitrified tile floor, sitting space as per enrollment strength, safe drinking water facility and facility for washing utensils and hands with soap and water.

4. Each school be instructed to identify at morning prayer class every day the children who would opt for taking MDM and MDM be cooked for them.
5. The Head Teachers, SHGs and SMCs may be given onsite support relating to timely submission of vouchers and expenditure statement to the Block Office. Adequate supporting staff may be provided to facilitate the Block office in releasing the advance cooking cost regularly by the 1<sup>st</sup> week of every month.
6. Fuel cost for a primary student be made same as that for an upper primary student. Keeping in view, the present market price of firewood, the fuel cost may be revised by the appropriate authority.
7. The government officers like BDO/DI/SI of schools may be made accountable for giving any verbal instruction to the Head Teachers not to stop provision of MDM at any cost and thus compelling them to manage MDM.
8. No Head Teacher/ teacher be made accountable for any kind discrepancy or stoppage in the management or procurement of MDM.
9. The roles of SMC, SHG and teachers relating to MDM management be displayed in flex board in a visible place in school for generating awareness as well as transparency of MDM rules.
10. Each Cook/ Helper be posted as Cook-cum-Helper and be paid Rs.1000/- per month as remuneration. Cook-cum-Helpers be posted as per the Govt. of India norm depending upon the student strength of school.
11. The State should take steps to cover all elementary schools under the NRHM scheme for regular health check up and provision of vit.A, iron and de-worming tablets to children.



- 12.** For each kitchen shed-cum-store, a chimney may be constructed for release of smoke. Shelves may be prepared for store of food grains and fire wood inside the kitchen shed-cum-store using the maintenance grant. In case of schools having more than 100 children, additional grant may be given for construction of 01/ 02 more pucca kitchen shed-cum-stores depending upon the enrollment strength of the school.
- 13.** Schools having inadequate cooking utensils may be given some grant to procure the required cooking utensils. Grants may also be given to purchase stainless steel storage bins and utensils like plates and glasses.
- 14.** The supervision and monitoring system needs to be strengthened with documentation of feedback data received by the supervisory and monitoring officers in prescribed formants.
- 15.** Each school may be provided with a digital weighing machine for utilizing it to weigh the food grains/vegetables to be used for cooking and also to take weight measurement of the children to assess their nutritional status.



**DISTRICT PROJECT OFFICE,**  
**SARVA SHIKSHA ABHIYAN, MAYURBHANJ**  
MURGABADI, BARIPADA, PIN-757002, PH-06792-260865/260912, FAX-06792-260007  
E.mail: [dpcmayurssa.opepa@nic.in](mailto:dpcmayurssa.opepa@nic.in) / [prgmayurssa.opepa@nic.in](mailto:prgmayurssa.opepa@nic.in)

No. 11295 / Dt. 08/08/2011

From, **Shri Batakrushna Dehuri, OAS-I (JB)**  
**District Project Co-ordinator**  
**SSA, Mayurbhanj**


To,  
All the BRC Coordinators  
SSA, Mayurbhanj

**Sub: Monitoring of SSA & MDM activities during 08-08-2011 to 17-08-2011 ----- regarding**

Sir,

In inviting a reference to the subject cited above, I am to inform you that the monitoring team of NKC Centre for Development Studies, Bhubaneswar (Monitoring Institute) shall visit to the selected 40 schools (copy enclosed) for data collection. You are requested to intimate the HM / SMC / MDM provider of the concerned schools to remain present during the date of their visit to school and co-operate in providing necessary data. You are also requested to intimate the matter at all CRC of your Block and do the needful at your end.

Yours faithfully

  
District Project Coordinator  
SSA, Mayurbhanj

Memo. No. 11296 // Dated. 08/08/11 //  
Copy submitted to Addl. Director (Planning), OPEPA for favour of kind information

  
District Project Coordinator  
SSA, Mayurbhanj


✓ Memo. No. 11297 // Dated. 08/08/11 //  
Copy submitted to the Nodal officer, NKCCDS (Monitoring SSA & MDM), Bhubaneswar for kind information & necessary action.

  
District Project Coordinator  
SSA, Mayurbhanj

Memo. No. 11298 // Dated. 08/08/11 //  
Copy submitted to P.A. to Collector, Mayurbhanj for favour of kind information of Collector

  
District Project Coordinator  
SSA, Mayurbhanj

Memo. No. 11299 // Dated. 08/08/11 //  
Copy to D.I. of schools, Mayurbhanj/ -----/ -----/ ----- for information & necessary action

  
District Project Coordinator  
SSA, Mayurbhanj

MAYURBHANJ

40 SAMPLE SCHOOLS FOR MONITORING OF SSA ACTIVITIES & MDM PROGRAMME IN ~~KANDHAMAL~~  
DISTRICT ON 08-08-2011 TO 17-08-2011 BY NK CENTRE FOR DEVELOPMENT STUDIES, BHUBANESWAR  
(MONITORING INSTITUTE)

Sl. no.	Name of School	Name of the Block / ULB	Category	Date of Visit	Remark
1.	PANDEY NUPS	BARIPADA MPL	CIVIL WORK	09/08/2011	
2.	ARATI VIDYA MANDIR PS	-DO-	CIVIL WORK	08/08/2011	
3.	RAKHALGOP NUPS	-DO-	CAL	10/08/2011	
4.	POLICE LINE UPS	-DO-	CAL	11/08/2011	
5.	BLOCK COLONY UPS	-DO-	CAL	08/08/2011	
6.	MTK UPS	-DO-	KGBV	09/08/2011	
7.	LAL BAZAR PS	-DO-	<del>XXXX</del>	12/08/2011	
8.	DEULASAH PS	-DO-	<del>XXXX</del>	08/08/2011	
9.	GUNJUSAH PS	BARIPADA SADAR	CWSN ✓	09/08/2011	
10.	RAJABOSA PS	-DO-	----	10/08/2011	
11.	KAINFULLIA UPS	-DO-	MCS	08/08/2011	
12.	BUDIKHAMARI UPS	-DO-	MCS	08/08/2011	
13.	RANIBHOLPS	-DO-	----	10/08/2011	
14.	KAILASH CHANDRAPUR PS	-DO-	----	09/08/2011	
15.	BANKISOL PS	-DO-	----	08/08/2011	
16.	KENDUADIHA PS	-DO-	----	12/08/2011	
17.	RAIKARJHARAN PUPS	-DO-	----	09/08/2011	
18.	NARAYANVIDYAPITHA	SULIAPADA	KGBV	11/08/2011	
19.	PAIKABASA UPS	SHYAMAKHUNTA	KGBV	12/08/2011	
20.	SANSOLE PUPS	-DO-	----	10/08/2011	
21.	BADASOLE PS	-DO-	----	11/08/2011	
22.	DAKHINASAH PPS	-DO-	----	12/08/2011	
23.	RANGAMATIA NUPS	-DO-	----	16/08/2011	
24.	KUNDALBANI PS	-DO-	----	17/08/2011	
25.	BHAGABANDHA PS	-DO-	----	16/08/2011	
26.	PODASTIA UGUPS	-DO-	----	17/08/2011	
27.	GAUDADIHI PS	-DO-	----	11/08/2011	
28.	JAMBANI PS	-DO-	----	12/08/2011	
29.	GUMUDI PS	-DO-	----	16/08/2011	
30.	CHIPATASKIA PUPS	-DO-	----	17/08/2011	
31.	KHANDIA ASHRAM SCHOOL	-DO-	----	10/08/2011	
32.	GAUDARAMA PS	-DO-	----	11/08/2011	
33.	DHANPUR PS	-DO-	CWSN	09/08/2011	
34.	AMBANIKADA UGUPS	-DO-	----	08/08/2011	
35.	BHUIYANGODA UPS	KULIANA	----	17/08/2011	
36.	MARANGTANDI PS	-DO-	CWSN	09/08/2011	
37.	JHANGADPAL PS	-DO-	----	10/08/2011	
38.	JHARANADIHI NPS	-DO-	----	11/08/2011	
39.	JHINEI PUPS	-DO-	----	12/08/2011	
40.	SARANUAGAON PS	-DO-	----	16/08/2011	

- RSTC & NRSTC Proposals shall be sent to SPO within 15days for approval.

*Prachin*  
8/8/11

Nodal Officer, NCDS  
(Monitoring SSA & MDM Programme)

*[Signature]*

District Project Coordinator  
SSA, Mayurbhanj

## MAYURBHANJ DISTRICT

### 1. Regularity in Serving Meal:

**Table 1.1: Schoolwise status on regularity in serving meal during 1-4-11 to 30-6-11**

Sl. No.	School name	Hot cooked meal served daily	If no, what is served?	Period of school days (total no.) when meal was not served	Reasons for not serving hot cooked meal
1	Pandey NUPS	Yes	-	Nil	-
2	Arati Vidya Mandir PS	Yes	-	Nil	-
3	Rakhalgop NUPS	Yes	-	2-4-11, 4-4-11 to 9-4-11, 11-4-11 to 16-4-11, 18-4-11 to 23-4-11, 25-4-11 to 30-4-11 (25 days)	Lack of cooking cost
4	Police Line UPS	Yes	-	Nil	-
5	Block colony UPS	Yes	-	Nil	-
6	M.T.K. Govt. UPS	Yes	-	22 to 26 July, 2011 (05 days)	Lack of rice
7	Lal Bazar PS	Yes	-	Nil	-
8	Deulasahi PS	Yes	-	Nil	-
9	Gunjusahi PS	Yes	-	Nil	-
10	Rajabosa PS	Yes	-	Nil	-
11	Kainfulia UPS	Yes	-	Nil	-
12	Bhdhikhamari UGUPS	Yes	-	30-4-11, 17-7-11, 18-7-11, 20-7-11 to 25-7-11 (9 days)	Lack of rice
13	Ranibhol PS	Yes	-	Nil	-
14	Kailash Chandrapur PS	Yes	-	Nil	-
15	Bankisole PS	Yes	-	21-6-11 to 25-6-11, 27-6-11 to 29-6-11, 1-7-11 (9 days) 17-6-11, 18-6-11 (2 days)	Bad weather Less presence of students
16	Kenduadiha PS	Yes	-	25-6-11 (1 day)	Lack of rice
17	Raikarjharan PUPS	Yes	-	8-8-11, 9-8-11 (2 days)	Lack of cooking cost
18	Narayan Vidyapitha	Yes	-	1-8-11, 2-8-11 (2 days)	Lack of cooking cost
19	Paikabasa PUPS	Yes	-	Nil	-
20	Sanasole PUPS	Yes	-	7-4 to 9-4, 11-4 to 13-4, 15-4, 16-4, 18-4 to 21-4, 23-4, 25-4 to 30-4-11 (19 days) 16-6-11, 18-6-11 (2 days)	Lack of rice Less attendance
21	Badasole PS	Yes	-	Nil	-
22	Dakshinasahi PPS	Yes	-	2-4-11, 4-4-11, 8-4-11 (3 days)	Lack of rice
23	Rangamatia NUPS	Yes	-	Nil	-
24	Kundalbani PS	Yes	-	Nil	-
25	Bhagabandha PS	Yes	-	17-6-11, 18-6-11, 20-6-11 to 25-6-11, 27-6-11 to 29-6-11, 3-8-11, 4-8-11 (13 days)	Lack of rice
26	Podastia UGUPS	Yes	-	Nil	-
27	Gaudadihi PS	Yes	-	Nil	-
28	Jambani PS	Yes	-	27-6-11 to 2-7-11, 4-7-11 to 6-7-11 (9 days)	Lack of rice
29	Gumudi PS	Yes	-	4-4-11 to 7-4-11, 22-6-11 to 25-6-11, 27-6-11 to 30-6-11, 1-7-11, 2-7-11, 4-7-11 to 7-7-11 (18 days)	Lack of rice
30	Chipat Astia PUPS	Yes	-	Nil	-
31	Khandia Ashram School	Yes	-	Nil	-
32	Gaudarama PS	Yes	-	Nil	-
33	Dhanpur PS	Yes	-	Nil	-
34	Ambasikada UGUPS	Yes	-	Nil	-
35	Bhuiyangoda UPS	Yes	-	Nil	-
36	Marangtandi PS	Yes	-	Nil	-
37	Jhangadpal PS	Yes	-	Nil	-
38	Jharanadihi NPS	Yes	-	Nil	-
39	Jhinei PUPS	Yes	-	Nil	-
40	Sananugaon PS	Yes	-	17-6-11, 18-6-11, 20-6-11 to 25-6-11, 28-6-11, 19-7-11 to 22-7-11, 25-7-11 to 30-7-11, 1-8-11 to 6-8-11 (26 days)	Lack of rice

\*1) No. of schools that served MDM with interruption = 13

## 2. Trends:

**Table 2.1: Schoolwise status on trends of MDM consumption**

Sl. No.	School name	No. of children enrolled	No. of children opted for MDM	No. of children attended school on visit day of MI	No. of children availed MDM as per MDM Register	No. of children actually availed MDM on visit day of MI	No. of children availed MDM on the day previous to the visit day of MI
1	Pandey NUPS	219	219	155	63	63	Register not maintained
2	Arati Vidya Mandir PS	177	177	95	95	90	110
3	Rakhalgop NUPS	311	311	244	130 (rice+egg) 111 (only egg)	130 (rice+egg) 111 (only egg)	165
4	Police Line UPS	176	176	76	44	53	133
5	Block colony UPS	247	247	110	74	52	129
6	M.T.K. Govt. UPS	276	276	221	221	221	181
7	Lal Bazar PS	125	125	72	60	60	55
8	Deulasahi PS	135	135	55	53	43	90
9	Gunjusahi PS	102	102	70	70	70	63
10	Rajabosa PS	176	176	121	121	121	117
11	Kainfulia UPS	219	219	123	123	108	151
12	Bhdhikhamari UGUPS	173	173	83	83	83	95
13	Ranibhol PS	85	85	80	80	80	75
14	Kailash Chandrapur PS	81	81	54	54	54	47
15	Bankisole PS	125	125	57	57	57	75
16	Kenduadiha PS	60	60	46	46	47	50
17	Raikarjharan PUPS	140	140	72	MDM not cooked	-	-
18	Narayan Vidyapitha	255	255	208	208	208	210
19	Paikabasa PUPS	254	254	167	167	167	170
20	Sanasole PUPS	109	109	94	94	92	92
21	Badasole PS	68	68	40	40	40	65
22	Dakshinasahi PPS	79	79	53	53	53	48
23	Rangamatia NUPS	187	187	102	102	99	92
24	Kundalrani PS	69	69	51	51	51	43
25	Bhagabandha PS	64	64	27	27	27	Register not updated
26	Podastia UGUPS	364	364	206	203	203	200
27	Gaudadihi PS	75	75	19	21	21	48
28	Jambani PS	124	124	65	65	65	70
29	Gumudi PS	78	78	38	38	38	50
30	Chipat Astia PUPS	122	122	64	64	66	90
31	Khandia Ashram School	345	345	304	304	314	338
32	Gaudarama PS	63	63	50	50	50	50
33	Dhanpur PS	112	112	57	57	56	37
34	Ambasikada UGUPS	150	150	54	54	54	77
35	Bhuiyangoda UPS	251	251	149	149	149	111
36	Marangtandi PS	152	152	131	131	131	120
37	Jhangadpal PS	59	59	40	40	40	46
38	Jharanadihi NPS	87	87	38	38	40	71
39	Jhinei PUPS	144	144	58	58	58	97
40	Sananugaon PS	70	70	49	49	49	63
	<b>Total =</b>	<b>6108</b>	<b>6108</b>	<b>3798</b>	<b>3307</b>	<b>3273</b>	<b>3764</b>

\*1) % of children attended school = 62.2

2) % of children actually availed MDM on visit day of MI= 53.6

3) % of children availed MDM as per the MDM register = 54.1

### 3. Regularity in Delivering Food Grains to School Level:

**Table 3.1: Schoolwise status on delivery of food gains**

Sl. No.	School name	Receiving food grains regularly	Extent of delay in receiving food grains	Reasons of delay	Buffer stock of one month's need is kept	Quantity of food grains supplied as per the marked weight	Approximate kg. less supply per 50 kg. bag rice	Food grain is delivered at
1	Pandey NUPS	No	2 months	Official delay	No	No	4 kg	School
2	Arati Vidya Mandir PS	No	10 days	Official delay	No	Yes	-	School
3	Rakhalgop NUPS	Yes	-	-	Yes	Yes	-	School
4	Police Line UPS	No	3 days	Official delay	No	No	3 kg	School
5	Block colony UPS	No	1 month	Official delay	Yes	No	5 kg	School
6	M.T.K. Govt. UPS	No	6 days	No stock at block office	Yes	No	6 kg	School
7	Lal Bazar PS	Yes	-	-	Yes	Yes	-	School
8	Deulasahi PS	Yes	-	-	Yes	Yes	-	School
9	Gunjusahi PS	Yes	-	-	Yes	Yes	-	School
10	Rajabosa PS	Yes	-	-	Yes	No	2 kg	School
11	Kainfulia UPS	Yes	-	-	Yes	No	4 kg	School
12	Bhdhikhamari UGUPS	No	7 days	Official delay	No	No	9 kg	School
13	Ranibhol PS	Yes	-	-	Yes	No	4 kg	School
14	Kailash Chandrapur PS	Yes	-	-	Yes	No	5 kg	School
15	Bankisole PS	No	1 month	Official delay	Yes	No	5 kg	School
16	Kenduadiha PS	No	15 days	Official delay	No	Yes	-	School
17	Raikarjharan PUPS	Yes	-	-	No	No	4 kg	School
18	Narayan Vidyapitha	Yes	-	-	Yes	Yes	-	School
19	Paikabasa PUPS	Yes	-	-	No	No	3 kg	School
20	Sanasole PUPS	No	1 month	Official delay	Yes	No	5 kg	SHG
21	Badasole PS	Yes	-	-	Yes	No	5 kg	School
22	Dakshinasahi PPS	Yes	-	-	Yes	No	5 kg	SHG
23	Rangamatia NUPS	Yes	-	-	Yes	No	5 kg	School
24	Kundalbani PS	Yes	-	-	Yes	No	5 kg	SHG
25	Bhagabandha PS	No	17 days	Official delay	No	No	3 kg	School
26	Podastia UGUPS	Yes	-	-	Yes	No	4 kg	SHG
27	Gaudadihi PS	Yes	-	-	Yes	No	3 kg	SHG
28	Jambani PS	No	10 days	Official delay	Yes	No	2 kg	School
29	Gumudi PS	No	18 days	Official delay	Yes	No	1 kg	School
30	Chipat Astia PUPS	No	15 days	Official delay	No	No	4 kg	School
31	Khandia Ashram School	No	2 month 15 days	Official delay	No	Can't say	-	School
32	Gaudarama PS	No	2 months	Official delay	No	Yes	-	School
33	Dhanpur PS	Yes	-	-	Yes	No	5 kg	SHG
34	Ambasikada UGUPS	Yes	-	-	Yes	No	5 kg	School
35	Bhuiyangoda UPS	Yes	-	-	No	No	3 kg	School
36	Marangtandi PS	Yes	-	-	Yes	No	5 kg	School
37	Jhangadpal PS	Yes	-	-	No	No	7 kg	School
38	Jharanadihi NPS	Yes	-	-	No	No	Can't say	School
39	Jhinei PUPS	Yes	-	-	No	No	5 kg	SHG
40	Sananuagaon PS	No	26 days	Official delay	Yes	No	5 kg	SHG

\*1) No. of schools getting food grains regularly= 24

2) No. of schools having 01 month's extra food grains = 25

3) No. of schools getting less supply of food grains= 31  
 5) No. of schools receiving food grains at school point= 33

4) Amount of rice less received per 50 kg. bag = 1 kg. to 9 kg

**Table 3.2: Schoolwise status on quality of food gains received**

Sl. No.	School name	Quality of food grains received is good	Nature of defect seen in quality of food grains
			Rice
1	Pandey NUPS	Yes	-
2	Arati Vidya Mandir PS	Yes	-
3	Rakhalgop NUPS	Yes	-
4	Police Line UPS	Yes	-
5	Block colony UPS	Yes	-
6	M.T.K. Govt. UPS	Yes	-
7	Lal Bazar PS	Yes	-
8	Deulasahi PS	Yes	-
9	Gunjusahi PS	Yes	-
10	Rajabosa PS	Yes	-
11	Kainfulia UPS	Yes	-
12	Bhdhikhamari UGUPS	Yes	-
13	Ranibhol PS	Yes	-
14	Kailash Chandrapur PS	Yes	-
15	Bankisole PS	Yes	-
16	Kenduadiha PS	Yes	-
17	Raikarjharan PUPS	Yes	-
18	Narayan Vidyapitha	Yes	-
19	Paikabasa PUPS	Yes	-
20	Sanasole PUPS	Yes	-
21	Badasole PS	Yes	-
22	Dakshinasahi PPS	Yes	-
23	Rangamatia NUPS	Yes	-
24	Kundalbani PS	Yes	-
25	Bhagabandha PS	Yes	-
26	Podastia UGUPS	Yes	-
27	Gaudadihi PS	Yes	-
28	Jambani PS	Yes	-
29	Gumudi PS	Yes	-
30	Chipat Astia PUPS	Yes	-
31	Khandia Ashram School	Yes	-
32	Gaudarama PS	Yes	-
33	Dhanpur PS	Yes	-
34	Ambasikada UGUPS	Yes	-
35	Bhuiyangoda UPS	Yes	-
36	Marangtandi PS	Yes	-
37	Jhangadpal PS	Yes	-
38	Jharanadihi NPS	Yes	-
39	Jhinei PUPS	Yes	-

40	Sananuagaon PS	Yes	-
----	----------------	-----	---

\*1) No. of schools getting good quality of food grains = 40

#### 4. Regularity in Delivering Cooking Cost to School Level:

**Table 4.1: Schoolwise status on delivery of food gains**

Sl. No.	School name	Receiving cooking cost in advance regularly	Extent of delay in getting cooking cost	Reasons of delay	Where from cooking cost is managed in case of delay in receiving it?	How is cooking cost paid?
1	Pandey NUPS	No	3 months	Official delay	HM's own fund	Through bank
2	Arati Vidya Mandir PS	No	2 months 1 month	Official delay Delay to give voucher	SHG fund	Through bank
3	Rakhalgop NUPS	No	3 months	Official delay	HM's own fund	Through bank
4	Police Line UPS	No	4 months	Official delay	HM's own fund	Through bank
5	Block colony UPS	No	3 months	Vouchers not submitted	SHG fund	Through bank
6	M.T.K. Govt. UPS	No	3 months	Official delay	SHG fund	Through bank
7	Lal Bazar PS	No	3 months	Official delay	HM's own fund	Through bank
8	Deulasahi PS	No	3 months	Official delay	HM's own fund	Through bank
9	Gunjusahi PS	No	3 months	Official delay	SHG fund	Through bank
10	Rajabosa PS	No	3 months	Official delay	SHG fund	Through bank
11	Kainfulia UPS	No	3 months	Official delay	SHG fund	Through bank
12	Bhdhikhamari UGUPS	No	3 months	Official delay	HM's own fund	Through bank
13	Ranibhol PS	No	2 months	Official delay	SHG fund	Through bank
14	Kailash Chandrapur PS	No	3 months	Official delay	SHG fund	Through bank
15	Bankisole PS	No	3 months	Official delay	SHG fund	Through bank
16	Kenduadiha PS	No	4 months	Official delay	HM's own fund	Through bank
17	Raikarjharan PUPS	No	3 months	Official delay	HM's own fund	Through bank
18	Narayan Vidyapitha	No	3 months	Official delay	HM's own fund	Through bank
19	Paikabasa PUPS	No	3 months	Official delay	SHG fund	Through bank
20	Sanasole PUPS	No	3 months	Official delay	SHG fund	Through bank
21	Badasole PS	No	3 months	Official delay	SHG fund	Through bank
22	Dakshinasahi PPS	No	3 months	Official delay	SHG fund	Through bank
23	Rangamatia NUPS	No	1 month 1 month	Late opening of Account Official delay	SHG fund	Through bank
24	Kundalbani PS	No	2 months	Official delay	SHG fund	Through bank
25	Bhagabandha PS	No	3 months	Late opening of Account	SHG fund	Through bank
26	Podastia UGUPS	No	4 months	Official delay	SHG fund	Through bank
27	Gaudadihi PS	No	3 months	Official delay	HM's own fund	Through bank
28	Jambani PS	No	3 months	Official delay	HM's own fund	Through bank
29	Gumudi PS	No	3 months	Official delay	HM's own fund	Through bank
30	Chipat Astia PUPS	No	3 months	Official delay	HM's own fund	Through bank
31	Khandia Ashram School	No	3 months	Official delay	HM's own fund	Through bank
32	Gaudarama PS	No	3 months	Official delay	HM's own fund	Through bank
33	Dhanpur PS	No	3 months	Official delay	SHG fund	Through bank
34	Ambasikada UGUPS	No	3 months	Voucher not submitted	SHG fund	Through bank
35	Bhuiyangoda UPS	No	4 months	Voucher not submitted	SHG fund	Through bank
36	Marangtandi PS	No	3 months	Voucher not submitted	SHG fund	Through bank
37	Jhangadpal PS	No	3 months	Official delay	SHG fund	Through bank
38	Jharanadihi NPS	No	3 months	Official delay	HM's own fund	Through bank
39	Jhinei PUPS	No	3 months	Official delay	SHG fund	Through bank
40	Sananuagaon PS	No	2 months	Official delay	SHG fund	Through bank



- \*1) No. of schools getting cooking cost in advance regularly= Nil  
2) Extent of delay in getting cooking cost= 1 to 3 months

## 5. Social Equity:

**Table 5.1: Schoolwise status on gender, caste and community wise discrimination in cooking and serving MDM and seating arrangement made for children to take MDM**

Sl. No.	School name	Gender discrimination			Caste discrimination			Community discrimination		
		Cooking	Serving	Seat	Cooking	Serving	Seat	Cooking	Serving	Seat
1	Pandey NUPS	No	No	No	No	No	No	No	No	No
2	Arati Vidya Mandir PS	No	No	No	No	No	No	No	No	No
3	Rakhalgop NUPS	No	No	No	No	No	No	No	No	No
4	Police Line UPS	No	No	Yes	No	No	No	No	No	No
5	Block colony UPS	No	No	No	No	No	No	No	No	No
6	M.T.K. Govt. UPS	No	No	No	No	No	No	No	No	No
7	Lal Bazar PS	No	No	No	No	No	No	No	No	No
8	Deulasahi PS	No	No	No	No	No	No	No	No	No
9	Gunjusahi PS	No	No	No	No	No	No	No	No	No
10	Rajabosa PS	No	No	No	No	No	No	No	No	No
11	Kainfulia UPS	No	No	No	No	No	No	No	No	No
12	Bhdhikhamari UGUPS	No	No	No	No	No	No	No	No	No
13	Ranibhol PS	No	No	No	No	No	No	No	No	No
14	Kailash Chandrapur PS	No	No	No	No	No	No	No	No	No
15	Bankisole PS	No	No	No	No	No	No	No	No	No
16	Kenduadiha PS	No	No	No	No	No	No	No	No	No
17	Raikarjharan PUPS	-	-	-	-	-	-	-	-	-
18	Narayan Vidyapitha	No	No	No	No	No	No	No	No	No
19	Paikabasa PUPS	No	No	No	No	No	No	No	No	No
20	Sanasole PUPS	No	No	No	No	No	No	No	No	No
21	Badasole PS	No	No	No	No	No	No	No	No	No
22	Dakshinasahi PPS	No	No	No	No	No	No	No	No	No
23	Rangamatia NUPS	No	No	No	No	No	No	No	No	No
24	Kundalbani PS	No	No	No	No	No	No	No	No	No
25	Bhagabandha PS	No	No	No	No	No	No	No	No	No
26	Podastia UGUPS	No	No	No	No	No	No	No	No	No
27	Gaudadihi PS	No	No	No	No	No	No	No	No	No
28	Jambani PS	No	No	No	No	No	No	No	No	No
29	Gumudi PS	No	No	No	No	No	No	No	No	No
30	Chipat Astia PUPS	No	No	No	No	No	No	No	No	No
31	Khandia Ashram School	No	No	No	No	No	No	No	No	No
32	Gaudarama PS	No	No	No	No	No	No	No	No	No
33	Dhanpur PS	No	No	No	No	No	No	No	No	No
34	Ambasikada UGUPS	No	Yes	No	No	No	No	No	No	No
35	Bhuiyangoda UPS	No	Yes	No	No	No	No	No	No	No
36	Marangtandi PS	No	No	No	No	No	No	No	No	No
37	Jhangadpal PS	No	No	No	No	No	No	No	No	No
38	Jharanadihi NPS	No	No	No	No	No	No	No	No	No

39	Jhinei PUPS	No	No	No	No	No	No	No	No	No
40	Sananugaon PS	No	No	No	No	No	No	No	No	No

\*1) No. of schools showing gender discrimination in seat arrangement= 01

2) No. of schools showing gender discrimination in serving MDM = 01

## 6. Variety of Menu:

**Table 6.1: Schoolwise status on MDM menu**

Sl. No.	School name	Weekly MDM menu displayed	MDM is prepared as per weekly menu	Who decides the menu?	Nature of food items served	Daily menu includes rice	Daily menu includes wheat	Daily menu includes dal	Daily menu includes vegetables
1	Pandey NUPS	No	Yes always	State Govt.	Different items daily	Everyday	No day	Some day	everyday
2	Arati Vidya Mandir PS	Yes	Yes always	State Govt.	Different items daily	Everyday	No day	Some day	everyday
3	Rakhalgop NUPS	Yes	Yes always	State Govt.	Different items daily	Everyday	No day	Some day	everyday
4	Police Line UPS	Yes	Yes always	State Govt.	Different items daily	Everyday	No day	Some day	everyday
5	Block colony UPS	Yes	Yes always	State Govt.	Different items daily	Everyday	No day	Some day	everyday
6	M.T.K. Govt. UPS	Yes	Yes always	State Govt.	Different items daily	Everyday	No day	Some day	everyday
7	Lal Bazar PS	Yes	Yes always	State Govt.	Different items daily	Everyday	No day	Some day	everyday
8	Deulasahi PS	Yes	Yes always	State Govt.	Different items daily	Everyday	No day	Some day	everyday
9	Gunjusahi PS	Yes	Yes always	State Govt.	Different items daily	Everyday	No day	Some day	everyday
10	Rajabosa PS	Yes	Yes sometimes	State Govt.	Different items daily	Everyday	No day	Some day	everyday
11	Kainfulia UPS	Yes	Yes always	State Govt.	Different items daily	Everyday	No day	Some day	everyday
12	Bhdhikhamari UGUPS	No	Yes always	State Govt.	Different items daily	Everyday	No day	Some day	everyday
13	Ranibhol PS	Yes	Yes always	State Govt.	Different items daily	Everyday	No day	Some day	everyday
14	Kailash Chandrapur PS	No	Yes always	State Govt.	Different items daily	Everyday	No day	Some day	everyday
15	Bankisole PS	Yes	Yes always	State Govt.	Different items daily	Everyday	No day	Some day	everyday
16	Kenduadiha PS	Yes	Yes always	State Govt.	Different items daily	Everyday	No day	Some day	everyday
17	Raikarjharan PUPS	Yes	Yes always	State Govt.	Different items daily	Everyday	No day	Some day	everyday
18	Narayan Vidyapitha	Yes	Yes always	State Govt.	Different items daily	Everyday	No day	Some day	everyday
19	Paikabasa PUPS	No	Yes always	State Govt.	Different items daily	Everyday	No day	Some day	everyday
20	Sanasole PUPS	No	Yes always	State Govt.	Different items daily	Everyday	No day	Some day	everyday
21	Badasole PS	Yes	Yes always	State Govt.	Different items daily	Everyday	No day	Some day	everyday
22	Dakshinasahi PPS	Yes	Yes always	State Govt.	Different items daily	Everyday	No day	Some day	everyday
23	Rangamatia NUPS	Yes	Yes always	State Govt.	Different items daily	Everyday	No day	Some day	everyday
24	Kundalbani PS	Yes	Yes always	State Govt.	Different items daily	Everyday	No day	Some day	everyday
25	Bhagabandha PS	Yes	Yes always	State Govt.	Different items daily	Everyday	No day	Some day	everyday
26	Podastia UGUPS	Yes	Yes always	State Govt.	Different items daily	Everyday	No day	Some day	everyday
27	Gaudadihi PS	Yes	Yes always	State Govt.	Different items daily	Everyday	No day	Some day	everyday
28	Jambani PS	Yes	Yes always	State Govt.	Different items daily	Everyday	No day	Some day	everyday
29	Gumudi PS	Yes	Yes always	State Govt.	Different items daily	Everyday	No day	Some day	everyday
30	Chipat Astia PUPS	Yes	Yes always	State Govt.	Different items daily	Everyday	No day	Some day	everyday
31	Khandia Ashram School	Yes	Yes always	State Govt.	Different items daily	Everyday	No day	Some day	everyday
32	Gaudarama PS	Yes	Yes always	State Govt.	Different items daily	Everyday	No day	Some day	everyday
33	Dhanpur PS	Yes	Yes always	State Govt.	Different items daily	Everyday	No day	Some day	everyday
34	Ambasikada UGUPS	Yes	Yes always	State Govt.	Different items daily	Everyday	No day	Some day	everyday
35	Bhuiyangoda UPS	Yes	Yes always	State Govt.	Different items daily	Everyday	No day	Some day	everyday
36	Marangtandi PS	Yes	Yes always	State Govt.	Different items daily	Everyday	No day	Some day	everyday
37	Jhangadpal PS	Yes	Yes always	State Govt.	Different items daily	Everyday	No day	Some day	everyday
38	Jharanadihi NPS	No	Yes always	State Govt.	Different items daily	Everyday	No day	Some day	everyday

39	Jhinei PUPS	No	Yes always	State Govt.	Different items daily	Everyday	No day	Some day	everyday
40	Sananugaon PS	Yes	Yes always	State Govt.	Different items daily	Everyday	No day	Some day	everyday

\*1) No. of schools displayed weekly MDM menu = 33    2) No. of schools who serves different food items everyday = 40

## 7. Quantity and Quality of Meal:

**Table 7.1: Schoolwise status on opinion of children on quality and quantity of MDM**

Sl. No.	School name	Opinion on quality of rice	Opinion on quality of dal / curry	Opinion on quantity of rice	Opinion on quantity of dal / curry	Reasons for unhappiness on quality of rice/dal/ curry	Reasons for unhappiness on quantity of rice/dal/curry
1	Pandey NUPS	Happy always	Happy always	Happy always	Happy always	-	-
2	Arati Vidya Mandir PS	Happy always	Happy always	Happy always	Happy always	-	-
3	Rakhalgop NUPS	Happy always	Happy always	Happy always	Happy always	-	-
4	Police Line UPS	Happy always	Happy always	Happy always	Happy always	-	-
5	Block colony UPS	Happy always	Happy always	Not happy always	Happy always	-	Less quantity of rice
6	M.T.K. Govt. UPS	Happy always	Happy always	Happy always	Not happy sometimes	-	Less vegetable in curry
7	Lal Bazar PS	Happy always	Happy always	Happy always	Happy always	-	-
8	Deulasahi PS	Happy always	Happy always	Happy always	Happy always	-	-
9	Gunjusahi PS	Happy always	Happy always	Happy always	Happy always	-	-
10	Rajabosa PS	Happy always	Happy always	Not happy always	Happy always	-	Less quantity of rice
11	Kainfulia UPS	Happy always	Happy always	Not happy sometimes	Not happy sometimes	-	Less quantity of rice and dal given
12	Bhdhikhamari UGUPS	Happy always	Happy always	Happy always	Happy always	-	-
13	Ranibhol PS	Happy always	Happy always	Happy always	Happy always	-	-
14	Kailash Chandrapur PS	Happy always	Happy always	Happy always	Happy always	-	-
15	Bankisole PS	Happy always	Happy always	Happy always	Happy always	-	-
16	Kenduadiha PS	Happy always	Happy always	Happy always	Happy always	-	-
17	Raikarjharan PUPS	Happy always	Happy always	Happy always	Happy always	-	-
18	Narayan Vidyapitha	Happy always	Happy always	Happy always	Happy always	-	-
19	Paikabasa PUPS	Happy always	Happy always	Happy always	Happy always	-	-
20	Sanasole PUPS	Happy always	Happy always	Happy always	Happy always	-	-
21	Badasole PS	Happy always	Happy always	Happy always	Happy always	-	-
22	Dakshinasahi PPS	Happy always	Happy always	Happy always	Happy always	-	-
23	Rangamatia NUPS	Happy always	Happy always	Happy always	Happy always	-	-
24	Kundalbani PS	Happy always	Happy always	Happy always	Happy always	-	-
25	Bhagabandha PS	Happy always	Happy always	Happy always	Happy always	-	-
26	Podastia UGUPS	Happy always	Not happy sometimes	Happy always	Happy always	Do not like to eat soya	-
27	Gaudadihi PS	Happy always	Not happy sometimes	Happy always	Happy always	-	-
28	Jambani PS	Happy always	Not happy sometimes	Not happy always	Not happy sometimes	-	Less quantity of rice, dalma, curry
29	Gumudi PS	Happy always	Not happy sometimes	Happy always	Happy always	-	-
30	Chipat Astia PUPS	Happy always	Not happy sometimes	Happy always	Not happy sometimes	-	Less vegetables
31	Khandia Ashram School	Happy always	Not happy sometimes	Happy always	Not happy sometimes	-	-
32	Gaudarama PS	Happy always	Not happy sometimes	Happy always	Not happy sometimes	-	-
33	Dhanpur PS	Happy always	Happy always	Happy always	Happy always	-	-
34	Ambasikada UGUPS	Happy always	Happy always	Happy always	Happy always	-	-
35	Bhuiyangoda UPS	Happy always	Happy always	Not happy always	Happy always	-	Less quantity of rice
36	Marangtandi PS	Happy always	Happy always	Not happy always	Happy always	-	-
37	Jhangadpal PS	Happy always	Happy always	Not happy always	Happy always	-	-

38	Jharanadihi NPS	Happy always	Happy always	Not happy always	Happy always	-	-
39	Jhinei PUPS	Happy always	Happy always	Not happy sometimes	Not happy sometimes	-	Less quantity of rice and vegetable
40	Sananuagaon PS	Happy always	Happy always	Happy always	Happy always	-	-

\*1) No. of schools where children are happy always on quality of rice = 40

2) No. of schools where children are happy always on quality of dal / curry = 33

3) No. of schools where children are happy always on quantity of rice =31

4) No. of schools where children are happy always on quantity of dal / curry = 33

## 8. Supplementary:

**Table 8.1: Schoolwise status on healthcare facilities**

Sl. No.	School name	Health card maintained for each child	No. of times health check up done since 1-4-11	Iron tablets given periodically	Vit. A tablets given periodically	De-worming tablets given periodically	Who provides medicine?	No. of times medicines given since 1-4-11
1	Pandey NUPS	No	Nil	No	No	No	-	Nil
2	Arati Vidya Mandir PS	Yes	Nil	No	No	No	-	Nil
3	Rakhalgop NUPS	No	Nil	No	No	No	-	Nil
4	Police Line UPS	No	1	No	No	No	-	Nil
5	Block colony UPS	No	1 (4-8-11)	No	No	No	-	Nil
6	M.T.K. Govt. UPS	Yes	1	Yes	Yes	-	Govt.	1
7	Lal Bazar PS	No	Nil	No	No	No	-	Nil
8	Deulasahi PS	No	Nil	No	No	No	-	Nil
9	Gunjusahi PS	Yes	Nil	No	No	No	-	Nil
10	Rajabosa PS	No	Nil	No	No	No	-	Nil
11	Kainfulia UPS	Yes	1	No	No	No	-	Nil
12	Bhdhikhamari UGUPS	Yes	Nil	No	No	No	-	Nil
13	Ranibhol PS	Yes	Nil	No	No	No	-	Nil
14	Kailash Chandrapur PS	Yes	Nil	No	No	No	-	Nil
15	Bankisole PS	No	Nil	No	No	No	-	Nil
16	Kenduadiha PS	No	Nil	No	No	No	-	Nil
17	Raikarjharan PUPS	No	Nil	No	No	No	-	Nil
18	Narayan Vidyapitha	No	Nil	No	No	No	-	Nil
19	Paikabasa PUPS	No	Nil	No	No	No	-	Nil
20	Sanasole PUPS	No	Nil	No	No	No	-	Nil
21	Badasole PS	No	Nil	No	No	No	-	Nil
22	Dakshinasahi PPS	No	Nil	No	No	No	-	Nil
23	Rangamatia NUPS	No	Nil	No	No	No	-	Nil
24	Kundalbani PS	No	Nil	No	No	No	-	Nil
25	Bhagabandha PS	Yes	1 (10-8-11)	No	No	Yes	Govt.	1
26	Podastia UGUPS	Yes	Nil	No	No	No	-	Nil
27	Gaudadihi PS	Yes	1 (5-8-11)	No	No	No	-	Nil
28	Jambani PS	No	Nil	No	No	No	-	Nil
29	Gumudi PS	Yes	Nil	No	No	No	-	Nil
30	Chipat Astia PUPS	Yes	2 (7-8-11, 11-8-11)	No	No	Yes	-	1
31	Khandia Ashram School	Yes	9	Yes	Yes	Yes	NRHM	9
32	Gaudarama PS	No	Nil	No	No	No	-	Nil
33	Dhanpur PS	No	Nil	No	No	No	-	Nil
34	Ambasikada UGUPS	No	Nil	No	No	No	-	Nil
35	Bhuiyangoda UPS	Yes	Nil	No	No	No	-	Nil
36	Marangtandi PS	Yes	Nil	No	No	No	-	Nil
37	Jhangadpal PS	No	Nil	No	No	No	-	Nil
38	Jharanadihi NPS	No	Nil	No	No	No	-	Nil

<b>39</b>	Jhinei PUPS	Yes	1 (3-8-11)	Yes	No	Yes	Govt.	1 (3-8-11)
<b>40</b>	Sananugaon PS	Yes	1 (11-8-11)	Yes	No	Yes	Govt.	1 (11-8-11)

\*1) No. of schools having health cards for each child = 17

2) No. of schools organized health check up camp since 1-4-11 = 10

3) No. of schools where iron tablets have been given to children periodically = 04

4) No. of schools where Vit. Tablets have been given to children periodically = 02

5) No. of schools where deworming tablets have been given to children periodically = 05

## 9. Status of Cooks and Helpers:

**Table 9.1: Schoolwise status on cooks and helpers**

Sl. No.	School name	Cook and Helper are appointed by	No. of Cooks engaged	No. of Helpers engaged	No of Cook-cum-helper required as per GoI norm	Remuneration paid per month to		Remuneration is paid regularly (no of months delay)	Cook belongs to	Helper belongs to
						Cook	Helper			
1	Pandey NUPS	SMC	1	1	2	600	400	Pass book not updated	GC	OBC
2	Arati Vidya Mandir PS	SHG	1	1	3	600	400	Yes	OBC	OBC
3	Rakhalgop NUPS	SMC	1	1	4	600	400	No (3 month)	ST	ST
4	Police Line UPS	SMC	1	1	2	600	400	No (3 month)	OBC	OBC
5	Block colony UPS	SHG	1	1	3	600	400	Yes	OBC	OBC
6	M.T.K. Govt. UPS	SHG	1	2	3	600	400	No (1 month)	OBC	OBC
7	Lal Bazar PS	SMC	1	1	2	600	400	Yes	GC	SC
8	Deulasahi PS	SMC	1	1	2	600	400	No (1 month)	OBC	SC
9	Gunjusahi PS	SHG	1	1	2	600	400	No (1 month)	ST	ST
10	Rajabosa PS	SHG	1	1	2	600	400	No (1 month)	ST	ST
11	Kainfulia UPS	SHG	1	1	3	600	400	No (1 month)	ST	ST
12	Bhdhikhamari UGUPS	SHG	1	1	2	600	400	No (1 month)	ST	OBC
13	Ranibhol PS	SHG	1	1	2	600	400	No (1 month)	OBC	OBC
14	Kailash Chandrapur PS	SHG	1	1	2	600	400	No (1 month)	OBC	OBC
15	Bankisole PS	SHG	1	1	2	600	400	No (1 month)	ST	ST
16	Kenduadiha PS	SMC	1	1	2	600	400	Yes	ST	ST
17	Raikarjharan PUPS	SHG	1	1	2	600	400	Cook , Helper absent	ST	ST
18	Narayan Vidyapitha	SMC	1	0	3	600	-	No (3 month)	GC	-
19	Paikabasa PUPS	SHG	1	1	3	600	400	No (1 month)	OBC	OBC
20	Sanasole PUPS	SHG	1	1	2	600	400	No (1 month)	ST	ST
21	Badasole PS	SHG	1	1	2	600	400	No (1 month)	ST	ST
22	Dakshinasahi PPS	SHG	1	1	2	600	400	No (1 month)	ST	SC
23	Rangamatia NUPS	SHG	1	1	2	600	400	No (1 month)	ST	ST
24	Kundalbani PS	SHG	1	1	2	600	400	Yes	ST	ST
25	Bhagabandha PS	SHG	1	1	2	600	400	Yes	ST	ST
26	Podastia UGUPS	SHG	1	1	4	600	400	Yes	OBC	ST
27	Gaudadihi PS	SHG	1	1	2	600	400	No (1 month)	OBC	OBC
28	Jambani PS	SMC	1	1	2	600	400	No (1 month)	ST	ST
29	Gumudi PS	SMC	1	1	2	600	400	No (1 month)	ST	ST
30	Chipat Astia PUPS	SHG	1	1	2	600	400	No (1 month)	ST	ST
31	Khandia Ashram School	SMC	1	1	4	600	400	Yes	OBC	OBC
32	Gaudarama PS	SMC	1	1	2	600	400	Yes	ST	ST
33	Dhanpur PS	SHG	1	1	2	600	400	No (1 month)	ST	ST
34	Ambasikada UGUPS	SHG	1	1	2	600	400	No (1 month)	OBC	ST
35	Bhuiyangoda UPS	SHG	1	1	3	600	400	No (2 month)	GC	GC
36	Marangtandi PS	SHG	1	1	2	600	400	No (2 month)	ST	ST
37	Jhangadpal PS	SHG	1	1	2	600	400	No (3 month)	ST	ST
38	Jharanadihi NPS	SMC	1	0	2	600	-	No (3 month)	OBC	-
39	Jhinei PUPS	SHG	1	1	2	600	400	No (2 month)	ST	SC
40	Sananuagaon PS	SHG	1	1	2	600	400	No (2 month)	ST	ST

- \* 1) No. of schools where Cooks and Helpers get remuneration regularly = 07  
2) No. of schools where Cooks belong to SC/ST/OBC/Minority community = 37  
3) No. of schools where Helpers belong to SC/ST/OBC/Minority community = 37  
4) No. of schools where cook and helper are appointed by SHG = 28

5) No. of schools having Cook and Helper as per the GoI norm = 30

## 10. Infrastructure:

**Table 10.1: Schoolwise status on construction of kitchen-cum-store**

Sl. No.	School name	Construction status of pucca kitchen-cum-store	Construction grant received under which scheme?	Reason for not using the constructed pucca kitchen-cum-store for	
				Cooking	Storing
1	Pandey NUPS	Not sanctioned	-	-	-
2	Arati Vidya Mandir PS	Not sanctioned	-	-	-
3	Rakhalgop NUPS	Not sanctioned	-	-	-
4	Police Line UPS	Not sanctioned	-	-	-
5	Block colony UPS	Not sanctioned	-	-	-
6	M.T.K. Govt. UPS	Sanctioned but construction not started	MDM	-	-
7	Lal Bazar PS	Constructed but not in use for storing	MDM	-	Pucca store room
8	Deulasahi PS	Not sanctioned	-	-	-
9	Gunjusahi PS	Constructed but not in use for cooking & storing	MDM	Roof leakage	Roof leakage
10	Rajabosa PS	Constructed and in use both for storing and cooking	MDM	-	-
11	Kainfulia UPS	Constructed and in use both for storing and cooking	MDM	-	-
12	Bhdhikhamari UGUPS	Constructed but not in use for cooking	MDM	Inadequate light	-
13	Ranibhol PS	Constructed and in use both for storing and cooking	MDM	-	-
14	Kailash Chandrapur PS	Constructed and in use both for storing and cooking	MDM	-	-
15	Bankisole PS	Constructed but not in use for cooking	MDM	Hearth making problem	-
16	Kenduadiha PS	Constructed but not in use for storing	MDM	-	Roof leakage
17	Raikarjharan PUPS	Not sanctioned	-	-	-
18	Narayan Vidyapitha	Constructed but not in use for cooking & storing	MDM	No ventilation	Space shortage
19	Paikabasa PUPS	Constructed but not in use for both cooking & storing	MDM	Kitchen made as KGBV store room	Kitchen made as KGBV store room
20	Sanasole PUPS	Constructed but not in use for storing	MDM	-	Fear of theft
21	Badasole PS	Constructed and in use both for storing and cooking	MDM	-	-
22	Dakshinasahi PPS	Constructed but not in use for both cooking & storing	MDM	No ventilation	Roof leakage
23	Rangamatia NUPS	Constructed but not in use for both cooking & storing	MDM	Roof leakage	Roof leakage
24	Kundalbani PS	Constructed but not in use for storing	MDM	-	Rat problem
25	Bhagabandha PS	Constructed but not in use for both cooking & storing	MDM	Damaged	Damaged
26	Podastia UGUPS	Constructed but not in use for storing	MDM	Space shortage	-
27	Gaudadihi PS	Constructed but not in use for storing	MDM	-	Fear of theft
28	Jambani PS	Constructed but not in use for storing	MDM	-	Space shortage
29	Gumudi PS	Constructed but not in use for storing	MDM	-	Fear of theft
30	Chipat Astia PUPS	Not sanctioned	-	-	-
31	Khandia Ashram School	Constructed but not in use for both cooking & storing	MDM	No ventilation	Space shortage
32	Gaudarama PS	Constructed and in use both for storing and cooking	MDM	-	-
33	Dhanpur PS	Constructed but not in use for storing	MDM	-	Fear of theft
34	Ambasikada UGUPS	Construction stopped since 2009 at lintel	MDM	-	-
35	Bhuiyangoda UPS	Constructed and in use both for storing and cooking	MDM	-	-
36	Marangtandi PS	Constructed and in use both for storing and cooking	MDM	-	-
37	Jhangadpal PS	Not sanctioned	-	-	-
38	Jharanadihi NPS	Not sanctioned	-	-	-
39	Jhinei PUPS	Constructed but not in use for storing	MDM	-	Fear of theft
40	Sananugaon PS	Under construction	MDM	-	-

\*1) No. of schools where pucca kitchen-cum-store has been constructed and in use for cooking and storing = 08

2) No. of schools where pucca kitchen-cum-store has been constructed and not used for cooking = 10

3) No. of schools where pucca kitchen-cum-store has been constructed and not used for storing = 16

4) Main reasons for not using the constructed pucca kitchen-cum-store for cooking =

a) Space shortage = 01 school

b) Damaged = 01 school

c) Roof leakage = 02 schools

d) No ventilation = 01 school

e) Inadequate light = 01 school

f) Hearth making problem = 01 school

g) Kitchen made as KGBV store room = 01 school

5) Main reasons for not using the constructed pucca kitchen-cum-store for storing =

a) Fear of theft = 05 schools

c) Roof leakage = 04 schools

b) Space shortage = 03 schools

d) Other reasons = 04 schools

6) No. of schools having no sanction to construct pucca kitchen-cum-store = 10

7) No. of schools where the pucca kitchen-cum-store is under construction / construction work stopped = 02

8) No. of schools having sanction to construct pucca kitchen-cum-store but the construction work has not started = 01

**Table 10.2: Schoolwise status on alternative place of cooking and storing where pucca kitchen-cum-store is not available and availability of water, fuel and utensils for cooking**

Sl. No.	School name	Alternative place used for cooking MDM	Alternative place used for storing food grains	Potable water available for cooking and drinking	Adequate utensils available for cooking	Kind of fuel used
1	Pandey NUPS	School verandah	School store room	Yes	Yes	Fire wood
2	Arati Vidya Mandir PS	Pucca house at school	SHG house	Yes	Yes	Fire wood
3	Rakhalgop NUPS	Asbestos roofed house	HM room	Yes	Yes	Fire wood
4	Police Line UPS	School verandah	School store room	Yes	Yes	Fire wood
5	Block colony UPS	Tile roofed house	School store room	Yes	No	Fire wood
6	M.T.K. Govt. UPS	Asbestos roofed house	School store room	Yes	No	Fire wood
7	Lal Bazar PS	-	School store room	Yes	Yes	Fire wood
8	Deulasahi PS	Asbestos roofed house	HM room	No	No	Fire wood
9	Gunjusahi PS	Tile roofed house	Unused room	Yes	Yes	Fire wood
10	Rajabosa PS	-	-	Yes	No	Fire wood
11	Kainfulia UPS	-	-	Yes	No	Fire wood
12	Bhdhikhamari UGUPS	Tile roofed house	-	Yes	Yes	Fire wood
13	Ranibhol PS	-	-	Yes	Yes	Fire wood
14	Kailash Chandrapur PS	-	-	Yes	No	Fire wood
15	Bankisole PS	Asbestos roofed house	-	Yes	No	Fire wood
16	Kenduadiha PS	-	School store room	Yes	Yes	Fire wood
17	Raikarjharan PUPS	Asbestos roofed house	HM room	Yes	Yes	Fire wood
18	Narayan Vidyapitha	Tile roofed house	Unused room	Yes	Yes	Fire wood
19	Paikabasa PUPS	Asbestos roofed house	SHG house	Yes	Yes	Fire wood
20	Sanasole PUPS	-	SHG house	Yes	No	Fire wood
21	Badasole PS	-	-	Yes	No	Fire wood
22	Dakshinasahi PPS	Tile roofed house	SHG house	Yes	No	Fire wood
23	Rangamatia NUPS	School verandah	School store room	Yes	No	Fire wood
24	Kundalbani PS	-	SHG house	No	No	Fire wood
25	Bhagabandha PS	Asbestos roofed house	School store room	Yes	No	Fire wood
26	Podastia UGUPS	Asbestos roofed house	-	Yes	Yes	Fire wood
27	Gaudadihi PS	-	SHG house	Yes	No	Fire wood
28	Jambani PS	-	Classroom	Yes	No	Fire wood
29	Gumudi PS	-	HM room	Yes	No	Fire wood
30	Chipat Astia PUPS	Pucca house of school	SHG house	Yes	No	Fire wood
31	Khandia Ashram School	Asbestos roofed house	School store room	Yes	No	Fire wood
32	Gaudarama PS	-	-	Yes	Yes	Fire wood
33	Dhanpur PS	-	SHG house	Yes	No	Fire wood
34	Ambasikada UGUPS	Tile roofed house	School store room	Yes	Yes	Fire wood
35	Bhuiyangoda UPS	-	-	Yes	Yes	Fire wood
36	Marangtandi PS	-	-	Yes	No	Fire wood
37	Jhangadpal PS	Tile roofed house	Class room	Yes	Yes	Fire wood
38	Jharanadihi NPS	Thatched house	Classroom	Yes	Yes	Fire wood
39	Jhinei PUPS	-	SHG house	No	No	Fire wood
40	Sananugaon PS	Tile roofed house	SHG house	Yes	Yes	Fire wood

\*1) No. of schools having potable water facility for cooking and drinking = 37

2) No. of schools having adequate utensils for cooking = 19

3) No. of schools where alternative place of cooking is an open space = Nil

4) No. of schools where alternative place of cooking is school verandah = 03

5) No. of schools where alternative place of cooking is a tile / tin/asbestos roofed house = 17

6) No. of schools where alternative place of cooking is thatched house = 01

7) No. of schools where alternative place of cooking is a pucca house at school = 02

8) No. of schools where alternative place of storing is SHG's own house = 10

9) No. of schools where alternative place of storing is HM's room / classroom / school store room / unused room = 19



## 11. Safety and Hygiene:

**Table 11.1: School wise status on safety and hygiene relating to MDM**

Sl. No.	School name	General impression on hygiene of school campus	Children are encouraged to wash hands before and after eating	Children partake meals in an orderly manner	Children conserve water while washing hands and utensils	Cooking process and storage of fuel is safe from fire hazard
1	Pandey NUPS	Clean	Yes	Yes	Yes	Yes
2	Arati Vidya Mandir PS	Clean	Yes	Yes	Yes	Yes
3	Rakhalgop NUPS	Clean	Yes	Yes	Yes	Yes
4	Police Line UPS	Clean	Yes	Yes	Yes	Yes
5	Block colony UPS	Clean	Yes	Yes	Yes	Yes
6	M.T.K. Govt. UPS	Clean	Yes	Yes	Yes	Yes
7	Lal Bazar PS	Clean	Yes	Yes	Yes	Yes
8	Deulasahi PS	Clean	Yes	Yes	No	Yes
9	Gunjusahi PS	Clean	Yes	Yes	Yes	Yes
10	Rajabosa PS	Clean	Yes	Yes	Yes	Yes
11	Kainfulia UPS	Clean	No	Yes	Yes	Yes
12	Bhdhikhamari UGUPS	Clean	Yes	Yes	Yes	Yes
13	Ranibhol PS	Clean	Yes	Yes	Yes	Yes
14	Kailash Chandrapur PS	Clean	Yes	Yes	Yes	Yes
15	Bankisole PS	Clean	Yes	Yes	Yes	Yes
16	Kenduadiha PS	Clean	Yes	Yes	Yes	Yes
17	Raikarjharan PUPS	Clean	-	-	-	-
18	Narayan Vidyapitha	Clean	No (only water)	Yes	Yes	Yes
19	Paikabasa PUPS	Clean	Yes	Yes	Yes	Yes
20	Sanasole PUPS	Clean	Yes	Yes	Yes	Yes
21	Badasole PS	Clean	Yes	Yes	Yes	Yes
22	Dakshinasahi PPS	Clean	Yes	Yes	Yes	Yes
23	Rangamatia NUPS	Clean	Yes	Yes	Yes	Yes
24	Kundalbani PS	Clean	Yes	Yes	Yes	Yes
25	Bhagabandha PS	Not clean	No (only water)	Yes	Yes	Yes
26	Podastia UGUPS	Clean	Yes	Yes	Yes	Yes
27	Gaudadihi PS	Clean	Yes	Yes	Yes	Yes
28	Jambani PS	Clean	Yes	Yes	Yes	Yes
29	Gumudi PS	Not clean	Yes	Yes	Yes	Yes
30	Chipat Astia PUPS	Clean	Yes	Yes	Yes	Yes
31	Khandia Ashram School	Clean	Yes	Yes	Yes	Yes
32	Gaudarama PS	Clean	No	No	No	Yes
33	Dhanpur PS	Clean	Yes	Yes	Yes	Yes
34	Ambasikada UGUPS	Clean	Yes	Yes	Yes	Yes
35	Bhuiyangoda UPS	Clean	Yes	Yes	Yes	Yes
36	Marangtandi PS	Clean	Yes	Yes	Yes	Yes
37	Jhangadpal PS	Not clean	No	Yes	Yes	Yes
38	Jharanadihi NPS	Clean	Yes	Yes	Yes	No
39	Jhinei PUPS	Clean	Yes	Yes	Yes	Yes
40	Sananuagaon PS	Clean	Yes	Yes	Yes	Yes

\*1) No. of schools having clean school campus = 37

2) No. of schools where children are encouraged to wash hands before and after eating using soap and water = 34

3) No. of schools where water is conserved by children while washing hands and utensils = 37

4) No. of schools where cooking process and storage of fuel is safe from fire hazard = 38

5) No. of schools where children partake meals in an orderly manner = 38

## 12. Community Participation:

**Table 12.1: Schoolwise status on community participation in MDM supervision and monitoring**

Sl. No.	School name	Extent of participation in MDM supervision and monitoring by			Roster maintained by community for MDM supervision
		Parents	SMC	PRI /ULB	
1	Pandey NUPS	Occasionally	Occasionally	Occasionally	No
2	Arati Vidya Mandir PS	Occasionally	Occasionally	Occasionally	No
3	Rakhalgop NUPS	Occasionally	Occasionally	Not at all	No
4	Police Line UPS	Occasionally	Occasionally	Occasionally	No
5	Block colony UPS	Occasionally	Occasionally	Occasionally	No
6	M.T.K. Govt. UPS	Occasionally	Occasionally	Occasionally	No
7	Lal Bazar PS	Everyday	Everyday	Occasionally	No
8	Deulasahi PS	Everyday	Everyday	Not at all	No
9	Gunjusahi PS	Everyday	Occasionally	Occasionally	No
10	Rajabosa PS	Not at all	Occasionally	Not at all	No
11	Kainfulia UPS	Occasionally	Everyday	Occasionally	No
12	Bhdhikhamari UGUPS	Not at all	Not at all	Not at all	No
13	Ranibhol PS	Occasionally	Occasionally	Occasionally	No
14	Kailash Chandrapur PS	Occasionally	Occasionally	Occasionally	No
15	Bankisole PS	Occasionally	Occasionally	Occasionally	No
16	Kenduadiha PS	Occasionally	Occasionally	Occasionally	No
17	Raikarjharan PUPS	Occasionally	Occasionally	Not at all	No
18	Narayan Vidyapitha	Occasionally	Occasionally	Occasionally	No
19	Paikabasa PUPS	Occasionally	Occasionally	Occasionally	No
20	Sanasole PUPS	Occasionally	Occasionally	Occasionally	No
21	Badasole PS	Occasionally	Occasionally	Occasionally	No
22	Dakshinasahi PPS	Occasionally	Occasionally	Occasionally	No
23	Rangamatia NUPS	Occasionally	Occasionally	Occasionally	No
24	Kundalbani PS	Occasionally	Occasionally	Occasionally	No
25	Bhagabandha PS	Occasionally	Occasionally	Occasionally	No
26	Podastia UGUPS	Occasionally	Everyday	Occasionally	No
27	Gaudadihi PS	Not at all	Occasionally	Not at all	No
28	Jambani PS	Occasionally	Occasionally	Not at all	No
29	Gumudi PS	Occasionally	Occasionally	Occasionally	No
30	Chipat Astia PUPS	Occasionally	Occasionally	Occasionally	No
31	Khandia Ashram School	Occasionally	Everyday	Occasionally	No
32	Gaudarama PS	Everyday	Occasionally	Occasionally	No
33	Dhanpur PS	Occasionally	Occasionally	Occasionally	No
34	Ambasikada UGUPS	Occasionally	Occasionally	Occasionally	No
35	Bhuiyangoda UPS	Occasionally	Occasionally	Occasionally	No
36	Marangtandi PS	Not at all	Everyday	Occasionally	No
37	Jhangadpal PS	Not at all	Occasionally	Occasionally	No
38	Jharanadihi NPS	Not at all	Not at all	Not at all	No
39	Jhinei PUPS	Not at all	Occasionally	Occasionally	No
40	Sananugaon PS	Occasionally	Occasionally	Not at all	No

\*1) No. of schools where parents supervise and monitor MDM = 33

2) No. of schools where SMC supervise and monitor MDM = 38

3) No. of schools where PRI /ULB supervise and monitor MDM = 31

4) No. of schools where community has maintained a roster for MDM supervision = Nil

**Table 12.2: Schoolwise opinion of community leaders on MDM programme**

Sl. No.	School name	Quantity of MDM per child at primary level	Quantity of MDM per child at upper primary level	Overall impression of MDM programme	From where do you know about MDM?
1	Pandey NUPS	Good	Good	Good	Teacher
2	Arati Vidya Mandir PS	Good	-	Good	Teacher
3	Rakhalgop NUPS	Good	Good	Satisfactory	Teacher
4	Police Line UPS	Good	Good	Good	Teacher
5	Block colony UPS	Poor	Poor	Good	CDPO
6	M.T.K. Govt. UPS	Good	Good	Satisfactory	Teacher
7	Lal Bazar PS	Good	-	Good	Teacher, TV
8	Deulasahi PS	Satisfactory	-	Satisfactory	Teacher, radio, News paper
9	Gunjusahi PS	Good	-	Satisfactory	Teacher
10	Rajabosa PS	Poor	-	Satisfactory	Teacher
11	Kainfulia UPS	Good	Good	Satisfactory	Teacher
12	Bhdhikhamari UGUPS	Good	Good	Satisfactory	Teacher
13	Ranibhol PS	Good	-	Satisfactory	Teacher
14	Kailash Chandrapur PS	Satisfactory	-	Satisfactory	Teacher
15	Bankisole PS	Satisfactory	-	Satisfactory	Teacher
16	Kenduadiha PS	Satisfactory	-	Satisfactory	Teacher, News paper
17	Raikarjharan PUPS	Com. Leader did not come	-	-	-
18	Narayan Vidyapitha	-	Good	Satisfactory	Teacher
19	Paikabasa PUPS	Good	Good	Satisfactory	Teacher
20	Sanasole PUPS	Satisfactory	Satisfactory	Satisfactory	Block official
21	Badasole PS	Satisfactory	-	Satisfactory	Block official
22	Dakshinasahi PPS	Satisfactory	-	Satisfactory	Block official
23	Rangamatia NUPS	Satisfactory	Satisfactory	Satisfactory	Teacher, Block official
24	Kundalbani PS	Satisfactory	-	Satisfactory	Teacher, Block official
25	Bhagabandha PS	Good	-	Good	Teacher
26	Podastia UGUPS	Satisfactory	Satisfactory	Satisfactory	Teacher
27	Gaudadihi PS	Good	-	Satisfactory	Teacher
28	Jambani PS	Poor	-	Good	Teacher
29	Gumudi PS	Satisfactory	-	Satisfactory	Teacher
30	Chipat Astia PUPS	Good	Satisfactory	Satisfactory	Teacher
31	Khandia Ashram School	Very good	Very good	Satisfactory	Teacher, TV, News paper
32	Gaudarama PS	Good	-	Good	Teacher, TV, News paper
33	Dhanpur PS	Very good	-	Satisfactory	Teacher
34	Ambasikada UGUPS	Very good	Very good	Satisfactory	Teacher
35	Bhuiyangoda UPS	Satisfactory	Satisfactory	Good	Teacher
36	Marangtandi PS	Good	-	Satisfactory	Teacher
37	Jhangadpal PS	Good	-	Satisfactory	Teacher
38	Jharanadihi NPS	Satisfactory	-	Satisfactory	Teacher
39	Jhinei PUPS	Satisfactory	Satisfactory	Satisfactory	Teacher
40	Sananugaon PS	Satisfactory	-	Satisfactory	Teacher

\*1) No. of schools where community has opined that quantity of MDM at primary level is poor = Nil

2) No. of schools where community has opined that quantity of MDM at upper primary level is poor = Nil

3) No. of schools where overall impression of community on MDM is average = Nil

### 13. Inspection and Supervision:

**Table 13.1: Schoolwise status on inspection and supervision of MDM programme by MDM officials since 1-4-11**

Sl. No.	School name	Inspection/supervision done by State level officials		Inspection/supervision done by District level officials		Inspection/supervision done by Block level officials	
		No. of times done	Remarks given	No. of times done	Remarks given	No. of times done	Remarks given
1	Pandey NUPS	Nil	-	Nil	-	Nil	-
2	Arati Vidya Mandir PS	Nil	-	Nil	-	Nil	-
3	Rakhalgop NUPS	Nil	-	Nil	-	Nil	-
4	Police Line UPS	Nil	-	3	No	1	No
5	Block colony UPS	Nil	-	Nil	-	Nil	-
6	M.T.K. Govt. UPS	Nil	-	Nil	-	Nil	-
7	Lal Bazar PS	Nil	-	Nil	-	Nil	-
8	Deulasahi PS	Nil	-	Nil	-	Nil	-
9	Gunjusahi PS	Nil	-	Nil	-	Nil	-
10	Rajabosa PS	Nil	-	Nil	-	Nil	-
11	Kainfulia UPS	Nil	-	Nil	-	Nil	-
12	Bhdhikhamari UGUPS	Nil	-	Nil	-	Nil	-
13	Ranibhol PS	Nil	-	Nil	-	Nil	-
14	Kailash Chandrapur PS	Nil	-	Nil	-	1	Yes
15	Bankisole PS	Nil	-	Nil	-	Nil	-
16	Kenduadiha PS	Nil	-	Nil	-	Nil	-
17	Raikarjharan PUPS	Nil	-	Nil	-	Nil	-
18	Narayan Vidyapitha	Nil	-	Nil	-	Nil	-
19	Paikabasa PUPS	Nil	-	Nil	-	Nil	-
20	Sanasole PUPS	Nil	-	Nil	-	Nil	-
21	Badasole PS	Nil	-	Nil	-	Nil	-
22	Dakshinasahi PPS	Nil	-	Nil	-	Nil	-
23	Rangamatia NUPS	Nil	-	Nil	-	Nil	-
24	Kundalbani PS	Nil	-	Nil	-	Nil	-
25	Bhagabandha PS	Nil	-	Nil	-	1	No
26	Podastia UGUPS	Nil	-	1	No	1	No
27	Gaudadihi PS	Nil	-	Nil	-	Nil	-
28	Jambani PS	Nil	-	Nil	-	Nil	-
29	Gumudi PS	Nil	-	Nil	-	Nil	-
30	Chipat Astia PUPS	Nil	-	Nil	-	1	No
31	Khandia Ashram School	Nil	-	Nil	-	1	Yes
32	Gaudarama PS	Nil	-	Nil	-	Nil	-
33	Dhanpur PS	Nil	-	Nil	-	Nil	-
34	Ambasikada UGUPS	Nil	-	Nil	-	Nil	-
35	Bhuiyangoda UPS	Nil	-	1	Yes	1	Yes
36	Marangtandi PS	Nil	-	Nil	-	Nil	-
37	Jhangadpal PS	Nil	-	Nil	-	Nil	-
38	Jharanadihi NPS	Nil	-	Nil	-	Nil	-
39	Jhinei PUPS	Nil	-	Nil	-	Nil	-
40	Sananuagaon PS	Nil	-	Nil	-	Nil	-

\*1) No. of schools inspected/supervised by State level officials since 1-4-11 = Nil

2) No. of schools where inspected/supervised by District level officials since 1-4-11 = 03

3) No. of schools where inspected/supervised by Block level officials since 1-4-11 = 07

## 14. Impact:

**Table 14.1: Schoolwise opinion of parents, teachers and students on impact of MDM**

Sl. No.	School name	MDM has improved the enrollment and attendance of children	MDM has improved the general health of children	MDM has improved the nutritional status of children
1	Pandey NUPS	Yes	Yes	Yes
2	Arati Vidya Mandir PS	Yes	Yes	Yes
3	Rakhalgop NUPS	No	Yes	No
4	Police Line UPS	Yes	Yes	Yes
5	Block colony UPS	No	No	No
6	M.T.K. Govt. UPS	Yes	Yes	Yes
7	Lal Bazar PS	Yes	Yes	Yes
8	Deulasahi PS	Yes	Yes	No
9	Gunjusahi PS	Yes	Yes	Yes
10	Rajabosa PS	Yes	Yes	No
11	Kainfulia UPS	Yes	Yes	Yes
12	Bhdhikhamari UGUPS	No	Yes	Yes
13	Ranibhol PS	Yes	Yes	Yes
14	Kailash Chandrapur PS	Yes	Yes	Yes
15	Bankisole PS	Yes	Yes	Yes
16	Kenduadiha PS	Yes	Yes	Can't say
17	Raikarjharan PUPS	Yes	Yes	No
18	Narayan Vidyapitha	Yes	Yes	Yes
19	Paikabasa PUPS	Yes	Yes	Yes
20	Sanasole PUPS	Yes	Yes	Yes
21	Badasole PS	Yes	Yes	Yes
22	Dakshinasahi PPS	Yes	Yes	Yes
23	Rangamatia NUPS	Yes	Yes	Can't say
24	Kundalbani PS	Yes	Yes	Yes
25	Bhagabandha PS	Yes	Yes	Yes
26	Podastia UGUPS	Yes	Yes	Yes
27	Gaudadihi PS	Yes	Yes	Yes
28	Jambani PS	Yes	Can't say	Can't say
29	Gumudi PS	Yes	Yes	Yes
30	Chipat Astia PUPS	Yes	Yes	Yes
31	Khandia Ashram School	Yes	Yes	No
32	Gaudarama PS	Yes	Yes	Can't say
33	Dhanpur PS	Yes	Yes	Yes
34	Ambasikada UGUPS	Yes	Yes	Yes
35	Bhuiyangoda UPS	Yes	Yes	Yes
36	Marangtandi PS	Yes	Yes	Can't say
37	Jhangadpal PS	Yes	Yes	Yes
38	Jharanadihi NPS	Yes	Yes	Can't say
39	Jhinei PUPS	Yes	Yes	Yes
40	Sananuagaon PS	Yes	Yes	Yes

\*1) No. of schools where parents, teachers and students have opined that MDM has improved students' enrollment and attendance = 37

2) No. of schools where parents, teachers and students have opined that MDM has improved general health of children = 38

3) No. of schools where parents, teachers and students have opined that MDM has improved nutritional status of children = 28

# Major Issues and Policy Recommendations

Basing upon the findings on MDM activities in the 04 sample Districts, some major issues have been identified and policy measures have been suggested for each district separately in earlier chapters and those have been compiled in this chapter. The major issues have been mentioned in section A and the policy recommendations have been delineated in section B.

## Section A

### **Major Issues:**

1. ***MDM is not provided*** to children of upper primary schools of G. Udaygiri Block only of Kandhamal District.
2. ***MDM provision has been interrupted*** in 03 (7.5%) , 15 (37.5%), 08 (20%) and 13 (32.5%) out of the 40 sample schools in Kandhamal, Boudh, Keonjhar and Mayurbhanj District respectively.

*Lack of rice supply* is the reason of MDM interruption in none of the 03 schools of Kandhamal District, in 10 out of the 15 schools of Boudh District, 06 out of the 08 schools of Keonjhar District and 09 out of the 13 schools of Mayurbhanj District.
3. ***A large number of the enrolled children*** (32.5% in Kandhamal District, 22.3% in Boudh District, 26.9% in Keonjhar District and 37.8% in Mayurbhanj District) **have not come to the school and hence have not taken MDM.** Some of them are long absentees or have not at all come to school since 1-4-11. The reason may be fake enrollment or enrollment in more than one school.
4. In a good number of schools (23, 15, 18 and 7 out of the 40 sample schools in Kandhamal, Boudh, Keonjhar and Mayurbhanj Districts respectively), **some of the children, who have attended the school, have not taken MDM.** They constitute 12.5%, 10.4%, 2.7% and 8.1% of the total enrolled children of the 40

sample schools in Kandhamal, Boudh, Keonjhar and Mayurbhanj District respectively.

The main reasons are : (1) children going to home to take food; (2) children not eating owing to lack of utensils; (3) children eating home-made tiffin or snacks purchased from market; and (4) MDM food items are not tasty.

5. In several schools (17, 13, 14 and 14 out of the 40 sample schools in Kandhamal, Boudh, Keonjhar and Mayurbhanj District respectively), **a few children, for whom MDM has been cooked, have not taken MDM.** They constitute 2.5%, 2.8%, 1.6% and 0.5% of the total enrolled children of the 40 sample schools in Kandhamal, Boudh, Keonjhar and Mayurbhanj District respectively.

This has occurred because in these schools, MDM is cooked for all children who have attended the school. There is no attempt to count, before cooking MDM, the number of children who would not take MDM and not to cook MDM for them. This results in wastage of surplus cooked food materials.

6. In all the sample schools, cook and helper have been posted instead of cook-cum-helper. Further, cook is paid Rs. 600/- per month and helper Rs. 400/- per month. **The GoI norm of posting cook-cum-helper and paying remuneration of Rs.1000/- per month is not followed at any of the sample schools and Districts.**
7. **Cooks and helpers are not paid their remuneration regularly every month in some schools** although they have opened their individual accounts in banks.
8. **Several schools have not received the cooking cost in advance every month since 1-4-11.** These include 08, 27, 40 and 39 out of the 40 sample schools in Kandhamal, Boudh, Keonjhar and Mayurbhanj District respectively.

The reasons are: (1) lack of opening of separate bank account for MDM, (2) lack of allotment to the District to release the cooking cost, (3) delayed or no submission of vouchers and expenditure statement of every month by SHG / SMC to the Block office, and (4) delay by the Block Officers to release the cooking cost.

9. The Head Teachers in some schools are compelled to procure and manage MDM which violates the Rule 7 of the MDM management guidelines of the State Government. The findings reveal that they do so under the following

circumstances and spend from their own pocket especially when they do not get the cooking cost in advance regularly every month.

- BDO/DI of schools have verbally instructed the Head Teachers during meetings not to stop provision of MDM at any cost. Written letter in this regard is not circulated. Thus the MDM rule 6 is violated by the authorities who are supposed to protect it.
- SMC members take plea that they do not have time to manage MDM and urge that children should get MDM everyday and request Head Teachers to manage MDM.
- In the event of delay in payment of advance cooking cost, some SHGs are not willing to manage MDM spending their own fund.

10. Health check up has been done in a very limited school that too not on regular basis. Vitamin A and iron tablets and deworming medicines are not given regularly to children of any school. Refractive errors of children have not been assessed and spectacles have not been supplied to children having such errors. **None of the sample schools of the 04 Districts is covered under the School Health programme.**

11. **The pucca kitchenshed-cum-store, constructed from the MDM grant of Rs.60,000/-, in many schools** (21 out of 25 in Kandhamal District, 30 out of 33 in Keonjhar District, 19 out of 27 in Mayurbhanj District and 20 out of 24 schools in Boudh District) **is not utilized for storing/ cooking / both storing and cooking.** The reasons are varied but the main three of them are space shortage, fear of theft and smoke problem.

12. **Several schools** (about half of the 40 sample schools in Mayurbhanj, Keonjhar and Boudh Districts and about one-fourth of the 40 sample schools in Kandhamal District) **face difficulty in cooking and serving MDM due to inadequate availability of cooking utensils.** No school has received any grant for procuring cooking, storing or eating utensils although the MME grant is not fully utilized.

13. **The SHG / SMC has stated that rice is being supplied 2 to 6 kg. less per each 50 kg. bag of rice** but they are compelled by the supplier to sign on the receipt to have got 50 kg. of rice in each bag at the school / SHG point.



14. **In none of the 40 sample schools, the weight of food grains and vegetables is accurately measured.** It is roughly assessed. The weight of children is also not measured to know their nutritional status and hence the extent of malnutrition prevailing among the children is not calculated in all schools.
15. **The management of MDM is very rarely monitored** and supervised by the concerned officers at school level and this has yield mis management of MDM.
16. There are a number of primary schools (10 in Kandhamal District, 04 in Keonjhar District and 09 in Boudh District) that have < 50 enrolled students. These schools face difficulty in purchasing the required fuel, for cooking MDM, within the fuel cost they receive @ 22 paise per child per day. They also face difficulty in purchasing the eggs from local market within the egg cost they receive per child per day

## **Section B**

### **Policy recommendations:**

1. Rice stock availability at school be recorded every month and accordingly the required amount of rice be supplied with only 01 month of buffer stock.
2. Physical verification of the enrolled children at every school be made and the cases of fake/multiple enrollment be identified and quashed out.
3. Eating utensils be made available for all children at each school. MDM food items be made more tasty with provision of more quantum of dal and vegetables per child per day. School gate may be closed during recess hours and children be motivated to eat MDM together with other children. Neat and clean dinning space be provided so that the children will like to eat in a safe place throughout the year. Each school be provided with a pucca dinning hall having vitrified tiled floor, sitting space as per enrollment strength, safe drinking water facility and facility for washing utensils and hands with soap and water.

4. Each school be instructed to identify, at morning prayer class every day, the children who would opt for taking MDM and MDM be cooked only for them.
5. The Head Teachers, SHGs and SMCs may be given onsite support relating to timely submission of vouchers and expenditure statement to the Block Office. Adequate supporting staff may be engaged to facilitate the Block office in releasing the advance cooking cost regularly by the 1<sup>st</sup> week of every month.
6. Fuel cost for a primary student be made same as that for an upper primary student. Keeping in view, the present market price of firewood, the fuel cost may be revised by the appropriate authority.
7. The government officers like BDO/DI/SI of schools may be made accountable for giving any verbal instruction to the Head Teachers not to stop provision of MDM at any cost and thus compelling them to manage MDM.
8. No Head Teacher/ teacher be made accountable for any kind of discrepancy or stoppage in the management or procurement of MDM.
9. The roles of SMC, SHG and teachers relating to MDM management be displayed in flex board in a visible place in school for generating awareness as well as transparency of MDM rules.
10. Each Cook/ Helper be posted as Cook-cum-Helper and be paid Rs.1000/- per month as remuneration. The Govt. of India norm relating to posting of the number of Cook-cum-Helper as per the student strength of school be adopted soon.
11. The State should take steps to cover all elementary schools under the School Health Programme or the NRHM scheme for regular health check up and provision of vit. A, iron and de-worming tablets to children.
12. For each kitchen shed-cum-store, a chimney may be constructed for release of smoke. Shelves may be prepared for storage of food grains and fire wood inside the kitchen shed-cum-store using the maintenance grant. In case of schools having more than 100 children, additional grant may be given for construction of 01/ 02

more pucca kitchen shed-cum-stores depending upon the enrollment strength of the school.

- 13.** Schools having inadequate cooking utensils may be given some grant to procure the required cooking utensils.
- 14.** Each school may be given a separate grant for purchasing eating utensils like steel-made tray and glass for the students as per the enrollment strength of school.
- 15.** Each school may also be given a grant to purchase steel-made storage bins to keep the food grains in safe custody. This may be released depending upon the enrollment strength of school.
- 16.** Each school may be provided with a digital weighing machine for utilizing it to weigh the food grains/vegetables to be used for cooking and also to take weight measurement of the children to assess their nutritional status.
- 17.** The SHG/SMC may be instructed to use the digital weighing machine (to be provided by the Govt.) to measure the rice supplied per 50 kg. bag and sign on receipt showing the actual amount of rice received.
- 18.** The supervision and monitoring system needs to be strengthened with documentation of feedback data received by the supervisory and monitoring officers in prescribed formats.

## Comments given by SPO

Government of Orissa  
School & Mass Education Department.  
STATE PROJECT MANAGEMENT UNIT (MDM)  
SRC, Building 1<sup>st</sup> Floor, Unit-V, Bhubaneswar -751001  
MDM- 75/2011- 345 /PMU., Date. 31.10.11

From

Shri S.P. Panda, OAS-I(JB),  
State Nodal Officer (MDM).

To

The Director,  
Nabakrushan Choudhury Centre for Development Studies.  
Bhubaneswar.

**Sub:- 2<sup>nd</sup> Half Yearly Monitoring of MDM of 2010-11 Odisha –  
regarding.**

Sir,

I am directed to send herewith the compliance on the draft report of the 2<sup>nd</sup> Half Yearly Monitoring of MDM for the year 2010-11 in Odisha for necessary action at your end.

Yours faithfully,

  
State Nodal Officer (MDM).




MDM Programme has been transferred to S&ME Deptt. from W&CD deptt. vide G.A. Deptt. Notification No. 15564-S-II-RB-1/2011/Gen dt. 12.08.2011. Consequent upon transfer of the programme a lot of steps have been initiated for successful implementation of the programme in the field.

**Compliance to the major issues:**

1. Collector, Kandhamal has been instructed to provide cooked noon meal to the children of 32 no. of Upper Primary schools covering 2367 nos. of students of G. Udayagiri Block vide letter No. 281 dt. 28.9.11 of SPMU. This issue in question was brought to the notice of the Secretary, S&ME Deptt. in the review meeting held on dt. 16.09.11 by the DPC, Kandhamal and instruction was issued immediately.
2. All the Collectors were requested to ensure lifting of rice from nearest FCI godown and supply to the school point in each quarter. District Collectors, are being requested to see that rice is available at each school point minimum for a period of one month.
3. All the DPCs/ D.I of schools are being requested to verify the enrollment of students in schools through BRCCs/ CRCCs/ S.I of schools on priority and see that there is no fake enrollment or enrollment in more than one school.
4. Steps are being taken to provide funds for procurement of eating utensils, storage bin and cooking utensils as per the enrollment strength of school out of MME fund.

Steps are being taken to increase the daily ration cost, ration size (in grams) of different items taking the calorie and protein norms into account. All schools must adhere to the weekly menu as per the revised decentralized guidelines.



5. Noted for future guidance. Instructions will be issued to all the Collectors to identify in the morning prayer class every day, the children who would like to take MDM. Accordingly, cooked meal will be prepared for the willing students.
- 6 & 7. It is a fact that Gol norm for engaging cook-cum-helper and paying remuneration of Rs. 1000/- per month has not been followed in the schools. State Govt. is aware of the fact and matter will be placed before the Govt. for necessary orders.
- Funds relating to honorarium to cook-cum-helper will be deposited in his bank account by 7<sup>th</sup> of each month. Release of funds shall be made to the BDO at least 3 months in advance. DPC/ D.I of schools/ S.I. of schools have been requested to ensure this.
8. It has been decided to release funds relating to cooking cost, cost of food grains, transportation cost, MME, honorarium to cook-cum-helper to D.I Headquarters at least 3 months in advance. Joint account in the name of Headmaster/ SHG/ SMC/ VEC have been opened in the Banks and funds are released to the aforesaid accounts immediately. In this regard, D.I Hqrs. and BDOs have been instructed to rise to the occasion and do the needful.
9. Collectors have been requested to ensure cooking of meals by the SHG. Wherever SHGs are not in a position to do the cooking, SMC or VEC will do the work. In no case, Headmasters or teachers will be involved in cooking, procurement or implementation of the programme. However the Headmasters and teachers should monitor the programme.
10. It has been decided to take up the issue of School Health programme at the State level with the Health Deptt. for its effective implementation in the field. Collectors have been requested to ensure regular health check-up of students by the doctors of CHC/PHC. Adequate quantity of micro-nutrients, iron, folic Acid and vitamin-A are also recommended to be provided in convergence with



the NRHM. Steps are being taken to eradicate refractive errors and to provide de-worming tablets wherever it is required.

11. Non-completion of kitchen-cum-stores in time is a critical gap in the programme. Collectors have been requested to take up review of the construction of the kitchen-cum-store and ensure full utilization of funds within a definite timeframe vide letter No. 17234 dt. 27.8.2011 of S&ME Deptt. Further, instructions are being issued to utilize the kitchen-cum-store for cooking and storing.
12. As in point No. 4.
- 13& 14. Steps are being taken to provide weighing machines at school point to ensure proper receipt of rice & vegetables out of MME funds. Weighing machines have been provided to take weight measurement of the children. In case it is not available in any school, Collectors will be instructed to procure and supply the same.
15. Supervision and monitoring of the MDM programme has been strengthened. It is being done through "Samikshya". 5 nos. of parameters exclusively for MDM are added to the list of existing 80 parameters in "Samikshya".
  - a) Regularity in serving meals and adherence to weekly menu.
  - b) Availability of food grains.
  - c) Availability of cooking cost.
  - d) Proper storage of food grains.
  - e) Payment of honorarium to cook and helper for the last month.

In addition to above, Collectors have instructed to engage all the field level officers right from the DPC to Sub-Inspector of schools for rigorous visit of schools to ensure proper implementation of MDM programme. Monthly review meeting on MDM programme at Collector level on a fixed date shall strengthen the monitoring of the programme.





16. Steps are being taken to increase the egg cost as per prevailing market price.

**Compliance to policy recommendations:**

1. As in point No. 2 of the compliance to issues.
2. As in point No. 3 of the compliance to issues.
3. Govt. of India in the meantime has increased the daily ration cost from Rs. 3.30 to Rs. 3.45 and Rs. 4.92 to Rs. 5.15 for students of Primary & Upper Primary schools. Accordingly the proposal of revised ration cost as per the increased cost norm has already been submitted to Govt. for approval. As regards providing dining space, policy decision will be taken up by the Govt., shortly.
4. As in point No. 4 of the compliance to issues.
5. One Data Entry Operator has been engaged at each Block to provide onsite support to Head Teacher/ SHGs /SMCs.
6. As in point No. 16 of the compliance to issues.
- 7&8. As in point No. 9 of the compliance to issues.
9. Steps will be taken to display the roles of SMC/ SHGs and teachers relating to management in a flex board.
10. As in point No. 6&7 of the compliance to issues.
11. As in point No. 10 of the compliance to issues.
12. As in point No. 11 of the compliance to issues.
- 13,14, 15 & 16. As in point No. 4 & 13 & 14 of the compliance to issues.
17. As in point No. 15 of the compliance to issues.



---\*\*\*---

